

Davis County Stormwater Coalition

Bountiful City	801-298-6125 www.bountifulutah.gov
Centerville City	801-292-8232 www.centervilleut.net
Clearfield City	801-525-2700
Clinton City	801-614-0870 www.clintoncity.net
Davis County	801-444-2230
Farmington City	801-939-9212
Fruit Heights City	801-546-0861 www.fruitheightscity.com
Hill Air Force Base	801-775-6916
Kaysville City	801-546-1235
Layton City	801-336-3700 www.laytoncity.org
North Salt Lake City	801-936-1122
South Weber City	801-479-3177 www.southwebercity.com
Sunset City	801-614-0014
Syracuse City	801-825-7235 www.syracuseut.com
West Bountiful City	801-292-4486
West Point City	801-776-0971
Woods Cross City	801-292-4421 www.woodscross.com/stormwater




Davis County Stormwater Coalition
1500 East 650 North
Fruit Heights, UT 84037



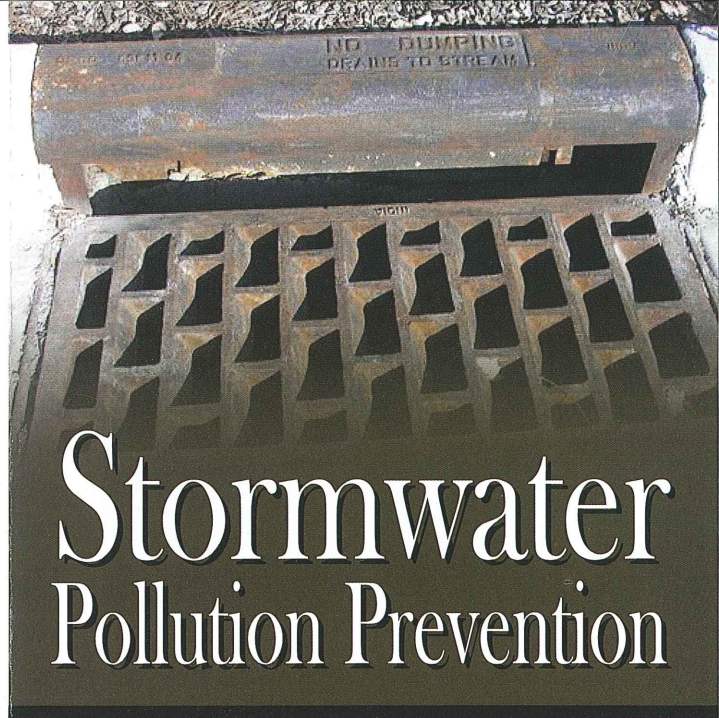
Stormwater Pollution Prevention

Tips for the Automotive Industry



Areas of Concern:

- Cleaning Engines and Parts
- Storage of Hazardous Materials
- Waste Recycling and Disposal
- Drainage in Work and Fueling Areas
- Preventing Leaks and Spills





Cleaning Engines and Parts

Do not wash parts or equipment in a shop sink, parking lot, driveway or street. Scrape parts with a wire brush or use a bake oven rather than liquid cleaners. Arrange drip pans, drying racks and drain boards so that fluids are directed back into the parts washer or the fluid holding tank.

Storage of Hazardous Materials

Store all materials under cover with spill containment or inside to prevent contamination of rainwater runoff. Keep liquid waste segregated. Many fluids can be recycled by hazardous waste disposal companies if they are not mixed.

Waste Recycling and Disposal

When possible, recycle and reuse liquids, tires, batteries, and metal

scraps. Combining different types of hazardous waste will limit recycling options and can be dangerous. A licensed hazardous waste hauler can provide information on waste storage and disposal costs.

Drains in Work and Fueling Areas

Locate storm drains on or near your property. Know the sources of pollution from your business and do not allow materials to flow into the drains. Perform automotive projects under cover and in a controlled area. Identify specific activities with the potential to cause spills or release pollutants such as oil, grease, fuel, etc. Post signs and train employees on how to prevent and clean up spills during these activities

Preventing Leaks and Spills


Train employees on how to properly clean up spills and waste. Document employee training. Keep a spill kit with absorbent materials in the work area. Empty drip pans into a labeled, sealed container before they are full. Check equipment, wipe up spills and repair leaks daily. Place large pans under wrecked cars until all fluids are drained. Promptly dispose of collected fluids in a hazardous waste drum.

Stormwater 101

Clean wetlands and healthy streams are important to Davis County. The water from parking lots, driveways, and streets flow into the storm drain and into streams, wetlands, etc. eventually discharging into the Great Salt Lake. Stormwater runoff is **never treated**. Pollution entering the storm drain makes the waterways unsafe for people and wildlife. Following these management practices will prevent pollution, comply with regulations, and protect public health.

CLEANING SPILLS

Clean up spills immediately by using absorbents such as rags, kitty litter or sand. If the material spilled is hazardous (solvents, gasoline, oil, etc.), dispose of the soiled absorbents at a hazardous waste facility. If the material spilled is not hazardous, dispose of these items in the trash.



Stop!