


STATE OF UTAH }
 }ss.
COUNTY OF DAVIS}

I, Brian McKenzie, Clerk for the County of Davis, State of Utah, do hereby certify that the annexed and foregoing is a true and full election tabulation report, including all valid provisional and mail ballots, for the Regular Primary Election held in Davis County on June 25, 2024.

I hereunto set my hand and affixed the Official Seal of Davis County.



Dated this 9th day of July, 2024




Brian McKenzie, Clerk


BOARD OF CANVASS

The Davis County Board of Canvassers hereby accepts the tabulation results as presented by the Davis County Clerk and declares them to be the official Davis County results of the Regular Primary Election held on June 25, 2024.


Dated this 9th day of July, 2024



Bob J Stevenson, Commissioner



Lorene Kamalu, Commissioner



Andrew Oblad, Chief Deputy Sheriff



Davis County Pre-Election Test and Audit Report

Election: June 25, 2024

Pre-Election Test Summary

1. Number of paper ballots processed on DS450: 5450
2. Number of paper ballots processed on DS200: 246
3. Number of Express Vote Ballots Processed: 40
4. Were all contests included in the test? yes
5. Did all equipment accurately detect over votes? yes
6. Did all equipment accurately detect under votes? yes
7. Did the results match the expected results of the test? yes

Notes:

Firmware Validation

Hardware	Certified Firmware Version	Current Firmware Version
Electionware PC	6.3.0.0	6.3.0.0
DS450	4.2.0.0	4.2.0.0
DS200	3.0.0.0	3.0.0.0
ExpressVote	4.2.1.0	4.2.1.0

Were there any differences between the certified firmware version and the current firmware version? Yes No

Certification

I certify that I was present and or participated in the Pre-Election Test and Audit and that the information included in this certification is accurate

County Clerk: [Signature]

Board of Canvass Representative: [Signature]

Ballot Reconciliation [1]

Time and Date (cirt+alt+shifts+semicolon)	6/11/2024 122192	6/13/2024	6/18/2024	6/21/2024	6/24/2024	6/25/2024	6/25/2024 6-25	7/2/2024	7/8/2024	
Active Registered Voters as of Registration Deadline [2]										
Ballots Provided to Voter (By Mail and Electronic) [3]									123861	
Ballots Returned Undeliverable [4]									1542	
Ballots Provided to Voter (Polling Locations) [5]										
Mail/Absentee in Mail	11011	14602	19767	25343	28775	31106	31106	31122	31155	31156
Mail/Absentee in Drop Box	1609	1609	3163	5763	9698	17055	23370	23390	23390	23390
Mail/Absentee (too late)								695	725	744
UOCAVA in Mail								3	3	4
UOCAVA in Drop Box										
Electronic UOCAVA and ADA								43	43	43
Early Voting (Regular)				19	21	21	21	21	21	21
Early Voting (Curbside)										
Early Voting (Provisional)				1	1	1	1	1	1	1
Election Day Polls (Regular)							1645	1645	1645	1645
Election Day Polls (Curbside)										
Election Day Polls (Provisional)							66	65	65	65
Total Ballots Received From Voter for Processing	12620	16211	22930	31126	38495	48183	56209	56272	56986	57049
Mail Ballots	12328	16084	22762	30885	37311	38212	38212	43960	53520	54183
Early Voting (Regular)						21	21	21	21	21
Early Voting (Curbside)										
Early Voting (Provisional)										
Election Day Polls (Regular)							1645	1645	1645	1645
Election Day Polls (Curbside)										
Election Day Polls (Provisional)										
Total Ballots Counted or Processed	12328	16084	22762	30885	37311	38233	39878	45626	55186	55912
By Mail Ballots Initially Rejected [8]	167	217	320	467	582	582	582	1091	1701	1847
Provisional Ballots Initially Rejected [9]								67	67	67
By Mail Ballots Resolved [10]	61	90	152	246	321	325	325	527	538	584
Provisional Ballot Resolved [11]								1	63	62
By Mail Ballots Not Resolved (curable) [12]	106	127	168	221	261	257	257	590	572	520
By Mail Ballots (Not Curable) Too Late and others									695	725
Provisional Ballots Not Resolved [13]								66	4	4
Voters with Credit for Voting in VISTA [14]	12514	16084	22762	30904	38233	38233	39880	55585	55631	55913
Ballots with Vote History in VISTA but not Counted [15]	186			19	922	21			0	0
Ballots not processed [16]	186			20	923	22	9693	16074	9960	448
Reconciliation of Ballots Counted to Vote History [17]	Balanced	Balanced	Balanced	Balanced	Balanced	Balanced	Balanced	Balanced	Balanced	Balanced
Reconciliation of Ballots Received/Counted/Rejected [18]	Balanced	Balanced	Balanced	Balanced	Balanced	Balanced	Balanced	Balanced	Balanced	Balanced
Notes										1 empty Envelope

	Fri 6-7	Mon 6-10	Wed 6-12	Fri 6-14	Tues 6-18	Wed 6-19	Fri 6-21	Mon 6-24	Wed 6-26	Fri 6-28	Mon 7-1	Wed 7-3	Fri 7-5	Mon 7-8	Canvass 7-9
--	------------	-------------	-------------	-------------	--------------	-------------	-------------	-------------	-------------	-------------	------------	------------	------------	------------	----------------

Monday - Wednesday - Friday Ballot Statistic [19]															
Received [20]	0	0	4863	9837	15181	19187	22930	31126	38495	56246	56291	57049	57049	57049	57070
Not Processed [21]								20	22	0	0	0	0	0	0
In Process [22]			4863	9837	2853	3103	168	221	901	960	567	520	520	520	0
Processed [23]				12328	16084	22762	30885	37311	45626	55799	55799	55799	55799	55912	
Challenged [24]			1	29	106	170	168	221	261	590	567	520	520	409	
Provisional Not Processed [25]							1	1	1	66	4	4	4	4	
Pending Adjudication [26]					29	0	0	0	1	76	0	0	0	0	0
Pending Replication [27]					53	0	0	0	119	86	0	0	0	0	0
Replicated [28]					132	244	351	463	599	847	851	851	851	851	852



Davis County Post-Election Auditors Certification Report

Election: June 25, 2024

I certify that proper legal public notice was given for the Post-Election Audit. This audit was conducted at 61 South Main Street, Farmington, Utah 84025 on the 3rd day of July, 2024; all laws, policies and procedures were followed as currently constituted; and that the following information is true and correct.

Signature of County Clerk: [Signature] Date: July 3, 2024

We the undersigned election auditors certify that we were present during and participated in this post-election audit. We certify that we reviewed the original paper ballots, associated electronic images and tabulation of all ballots identified for audit, we confirmed that the electronic count matched the original marks made by the voter, and that all electronic tabulations accurately reflected the intent of the voter as marked on each ballot and that if any differences were identified, they have been listed on the Audit Summary Report.

As an appointed election auditor, I certify that I attended the Post-Election Audit and verified the information listed above to be accurate.

Signature of Election Auditor [Signature]

Signature of Election Auditor [Signature]

Signature of Election Auditor [Signature]

Signature of Election Auditor [Signature]

Signature of Election Auditor _____

Signature of Election Auditor _____

Signature of Election Auditor _____

Signature of Election Auditor _____

Signature of Election Auditor _____



2024 Canvass - Audit Certification Report

County: Davis

Election: June 25, 2024

Paper Ballot Audit Summary

1. Number of paper ballots processed: 55,912
2. Number of ballots audited: 567
3. List the contests on the ballot that were audited:

All

Were there any differences between the tabulation software and the votes marked on the paper ballots?

Yes No *(*If YES, please attach an explanation of any inconsistencies)*

DRE Machine Audit Summary (complete only if applicable)

1. Number of voting machines used in the election: _____
2. Number of polling places used for the election: _____
3. Number of voting machines audited: _____
4. Were tamper-evident seals affixed to all journal tape canisters? Yes No
*(*If no, please attach copies of the journal tape logs for the applicable canisters)*
5. Did all machine serial numbers match when the canisters were installed and removed? Yes No
*(*If no, please attach copies of the journal tape logs for the applicable canisters)*
6. Did any tape seals on the journal tape canisters show evidence of tampering? Yes No
*(*If yes, please attach copies of the logs for the applicable canisters)*
7. Were there any differences between the machine results and hand-counted results for any audited machine? Yes No *(*If yes, please attach copies of the hand count logs for the applicable canisters)*

Signature Affidavit Audit Summary

Total number of signature affidavits audited: 580

Did the signature audit reveal any inconsistencies between a signature's initial verification and the audit?
 Yes No *(*If YES, please attach an explanation of any inconsistencies)*

Clerk Certification – to be completed before the canvass

Yes No I certify that I have reviewed the number of vote histories recorded in VISTA and they closely match the number of ballots cast in my county during this election.

Number of ballots counted: 55,912

Number of vote histories: 55,913

Difference: 1

Explain any differences: *One envelope was returned with folded paper but no ballot. Wasn't found until after it was separated from the envelope.*

Yes No I certify that I have properly maintained chain of custody controls as outlined in 20A-3a-401.1 and Rule 623-8.

Yes No I certify that I have properly maintained the voter list in accordance with state and federal laws (20A-3a-404(2)).

Yes No I complied with the requirements of the software validation rule R623-7: "before using any voting equipment, and before each election, the election officer shall verify that the firmware version on any voting equipment matches the firmware version that is certified by the EAC."

County Clerk Signature: _____



Date: _____

7/9/24

Davis County Canvass Statistics

25-Jun-24

Section 1 - Ballot Statistics

1A	45.8%	Voter Turnout
1B	122192	Active voters (as of the voter registration deadline)
1C	54136	Number of counted ballots (Mail or Drop Box)
1D	1667	Number of counted ballots (In-person)
1E	47	Number of ballots that were returned electronically (UOCAVA/disability)
1F	62	Number of counted ballots (Provisional)
1G	55912	Total number of ballots counted
1H	No	Does total ballots counted match the number of voters given vote history in VISTA
1I	1	If no, what is the difference
1L	Explain:	One ballot envelope was returned with paper inside, but not a ballot, it was not identified until after it was separated from the envelope. The papers did not have any personal identifying information to link it back to the envelope.

Section 2: Challenged and Uncounted Ballot Statistics

2A	363	Number of envelopes with a signature that does not match the voter's signature
2B	30	Number of unsigned envelopes
2C	9	Number of challenged ballots for other curable reasons
2D	1096	Total number of ballots that were challenged (cured and not cured combined)
2E	402	Total number of curable that were not cured
2F	36.7%	Percentage of curable ballots that were not cured
2G	8	Total number of ballots where the voter submitted a disability affidavit*

Section 3: Rejected ballot statistics (ballots that cannot be cured)

3A	744	Number of ballots that were returned after the postmark deadline
3B	7	Number of ballots rejected for other non-curable reasons
3C	751	Total number of rejected that were not curable
3D	1.2%	Percentage of ballots that were returned as undeliverable

Section 4: Provisional ballot statistics

4A	67	Number of provisional ballots issued
4B	63	Number of provisional ballots counted
4C	4	Total Number of provisional ballots not counted
4D	1	Already Voted
4E		Insufficient ID
4F		Unsigned
4G		Incomplete Form
4H	3	Other
4I	94.0%	Percentage of provisionals that were counted
4J	24	Number of provisional ballots that are same-day registration

Section 5: County Clerk Certification

Brian McKenzie
Davis

I certify that the information contained in this report is true and accurate.

This report must be sent to elections@utah.gov upon completion of the canvass

Primary Election June 25, 2024 Summary of By-Mail and Provisional Ballots Not Counted	Total ballots not counted	Already Voted	Fleeing Voter	No Proof of Identity	Registered with a different party	No Proof of Residency	Moved from County	Signed by someone other than the voter	No Signature	Signature did not match	Empty Envelope	Not Timely
North Salt Lake By-Mail	84			1					5	27		51
North Salt Lake Provisional	0											
South Weber By-Mail	41									20		21
South Weber Provisional	0											
Sunset By-Mail	4									0		4
Sunset Provisional	0											
Syracuse By-Mail	123			2				2	3	31	1	86
Syracuse Provisional	0											
West Bountiful By-Mail	15									5		10
West Bountiful Provisional	0											
West Point By-Mail	31									16		15
West Point Provisional	0											
Woods Cross By-Mail	41								1	16		24
Woods Cross Provisional	0											
Total By-Mail Not Counted	1090	1	0	9	0	0	0	5	30	363	1	744
Total Provisional Not Counted	4	1	0	0	2	1	0	0	0	0	0	0
Total	1094	2	0	9	2	1	0	5	30	363	1	744