

# DAVIS COUNTY

# INFLUENZA REPORT

2021-22 Influenza Season Week 50 — Week Ending 12/18/2021

## LOCAL SUMMARY

ILI activity level:

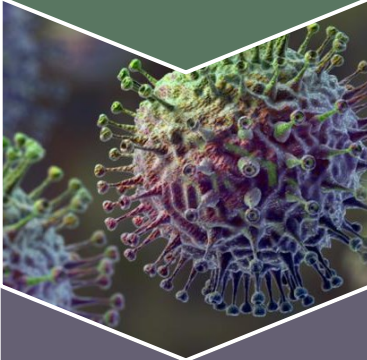
**Low**

Weekly hospitalizations:

**0**

Weekly ILI rate:

**3.3%**



*Influenza-like Illness (ILI) is defined as fever (temperature of  $\geq 100^{\circ}$  F [ $37.8^{\circ}$  C]), cough, and/or a sore throat without a known cause other than influenza.*

## INFLUENZA ACTIVITY IN DAVIS COUNTY

Influenza activity in Davis County is currently at a *low* level. The school absentee rate for Week 50 (8.72%) is higher than what it has been in the past, which could be in part due to COVID-19 (see Figure 1). There were no influenza-associated hospitalizations reported in Week 50. Updated ILI rates for this season can be found in Figure 2.

Figure 1. Elementary School Absence Rate, Davis County, 2021-22, 2019-20, 5-Year Average

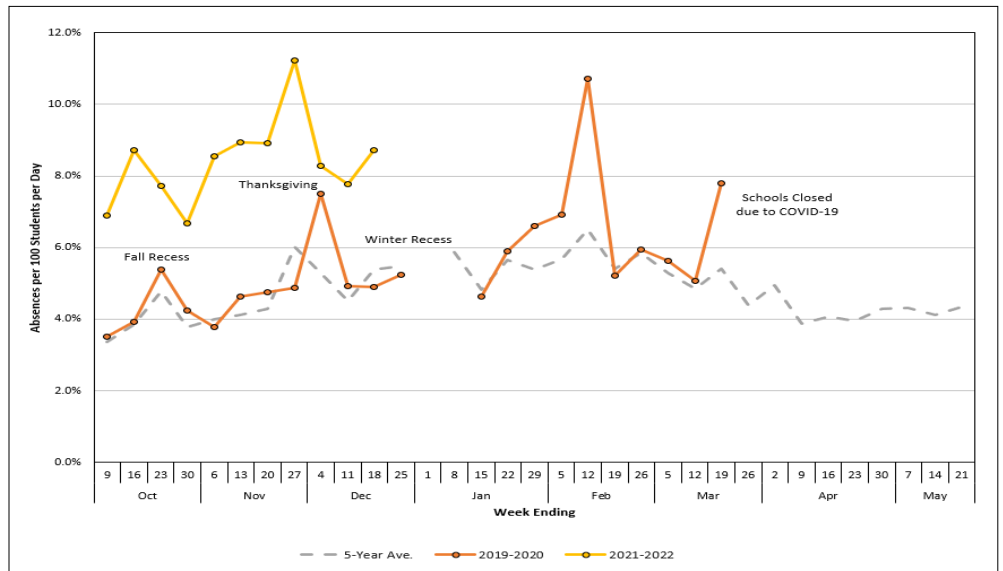
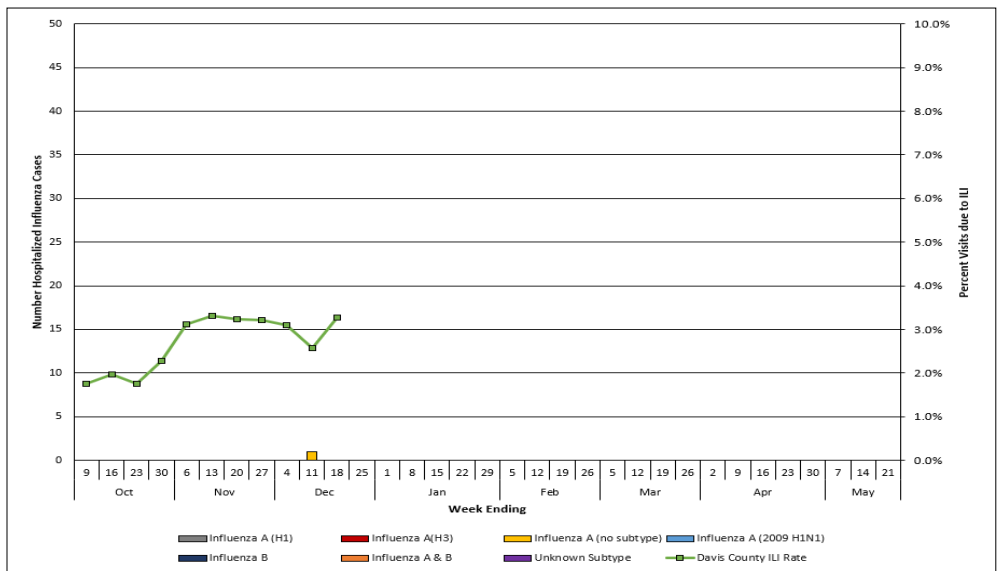


Figure 2. Influenza-like-Illness rate and Hospitalized Influenza Cases, by subtype and admission date, Davis County, 2021-22



## INFLUENZA ACTIVITY IN UTAH\*

Utah's influenza severity estimate is currently at a *low* level during Week 50. There were seven hospitalized influenza cases reported during Week 50 in the state of Utah, with a total of 26 hospitalizations so far this season.

Surveillance data for influenza testing in laboratories across Utah indicate that 510 specimens were positive for influenza during Week 50. The predominant virus currently circulating in the community is influenza A.

\*For more information regarding influenza activity in Utah, please visit: <https://bit.ly/3qPBrH>.

Table 1. Influenza Positive Specimens Tested by Utah Laboratories, 2021-22

Positive Specimens by Type/Subtype	Current Week		Season-to-Date	
	Number	%	Number	%
Influenza A (2009 H1N1)	0	0.0%	0	0.0%
Influenza A (H3)	35	6.9%	66	5.8%
Influenza A (no subtype)	471	92.4%	1,011	89.2%
Influenza B	4	0.8%	56	4.9%
<b>Total</b>	<b>510</b>		<b>1,133</b>	

## INFLUENZA ACTIVITY IN THE UNITED STATES\*\*

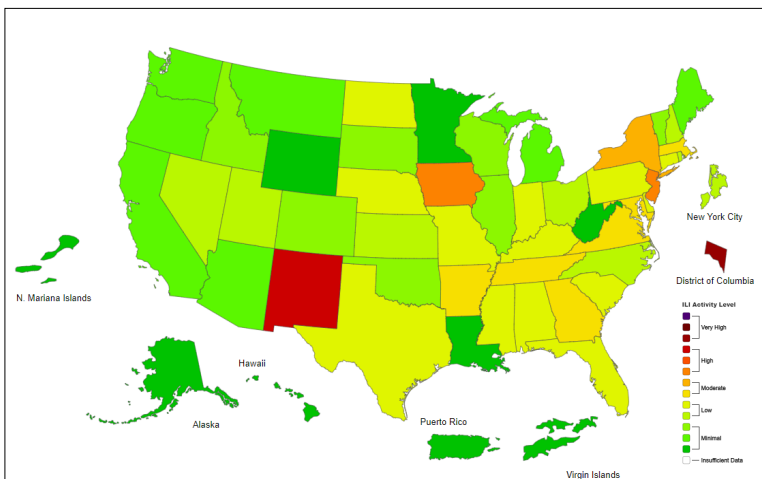
During Week 49, influenza activity was *low* overall in the United States, however, zero states reported *no activity*. Twenty states reported *minimal* activity, 20 states reported *low* (including Utah) activity, seven states reported *moderate* activity, and three states reported *high* activity (see Figure 3).

Collaborating clinical laboratories across the United States reported that 2.6% of respiratory specimens tested were positive for influenza in Week 49. Of those, 97.2% were typed as influenza A and 2.8% as influenza B.

CDC performs genetic and antigenic characterization of U.S. viruses submitted from state and local laboratories. The specimens are also tested for susceptibility of influenza virus to antiviral medications. Virus characterization data will be updated later this season when a sufficient number of specimens have been tested.

\*\*For more information regarding influenza activity nationwide, please visit: <https://www.cdc.gov/flu/weekly/>

Figure 3. Weekly Influenza Activity Estimates, Week 49 (December 5 - 11, 2021)



**Davis County Health Department  
Communicable Disease & Epidemiology**  
22 S. State Street · Clearfield, UT · 84015  
801-525-5200 (phone) · (801)525-5210 (fax)  
[www.daviscountyutah.gov/health](http://www.daviscountyutah.gov/health)



## VACCINE INFORMATION

CDC recommends that all persons older than 6 months of age receive an influenza vaccine by the end of October.

Flu shots are available at Davis County Health Department at no out-of-pocket cost for those *with* contracted health insurance.

For those *without* insurance:

- Adults (19–49) can receive the flu shot for \$35.
- Adults and Seniors (50+ years) can receive the flu shot for \$70.
- Children and adolescents (<19 years) may receive the vaccine for an \$8 fee.

For additional information, call the Immunizations Hotline at (801) 525-5020.



**Davis**  
COUNTY  
HEALTH  
DEPARTMENT