

Respiratory Illness Report - Week ending September 16, 2023

Published September 22, 2023

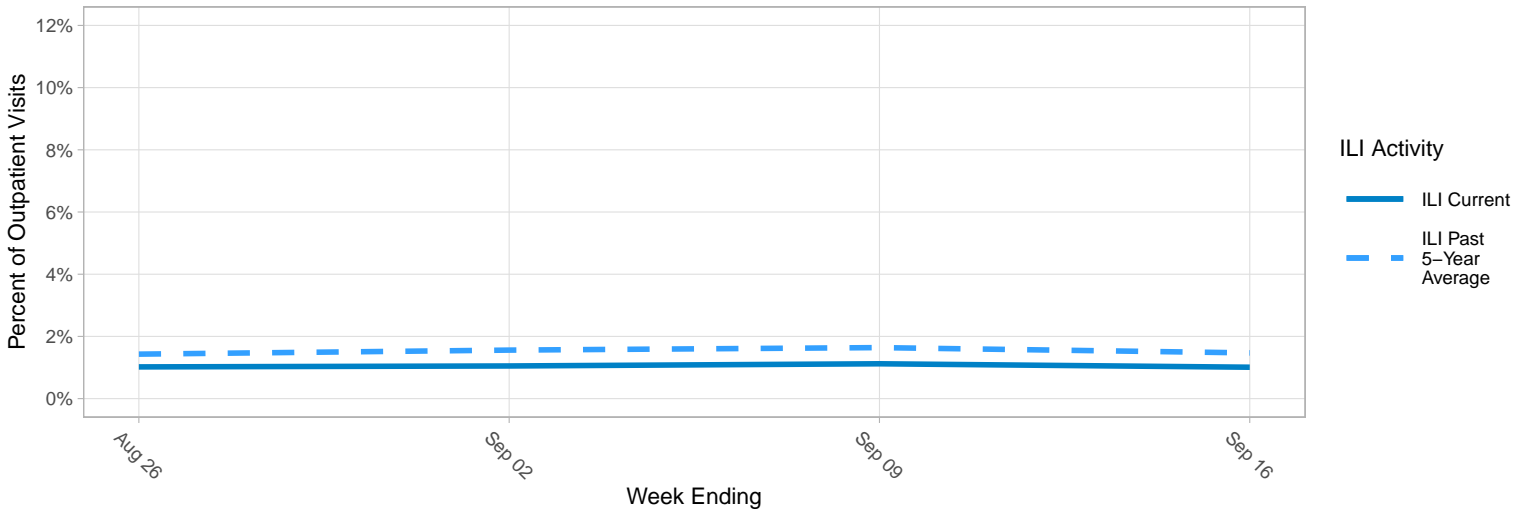
Overview

COVID-19 Wastewater Surveillance: As of September 14, overall statewide levels of viral concentrations in wastewater remained high. In Davis County, one site is in the Elevated category (South Davis Sewer District/North Salt Lake area), the remaining three sites are in the Watch category, and no sites are in the Low category.

Influenza-Like Illness

Graph 1 displays the weekly percentage of outpatient visits due to influenza-like illness (ILI). For comparison, the dashed line shows the previous 5-year average (2018-2023 to date) of ILI activity. This week's ILI rate was 1%.

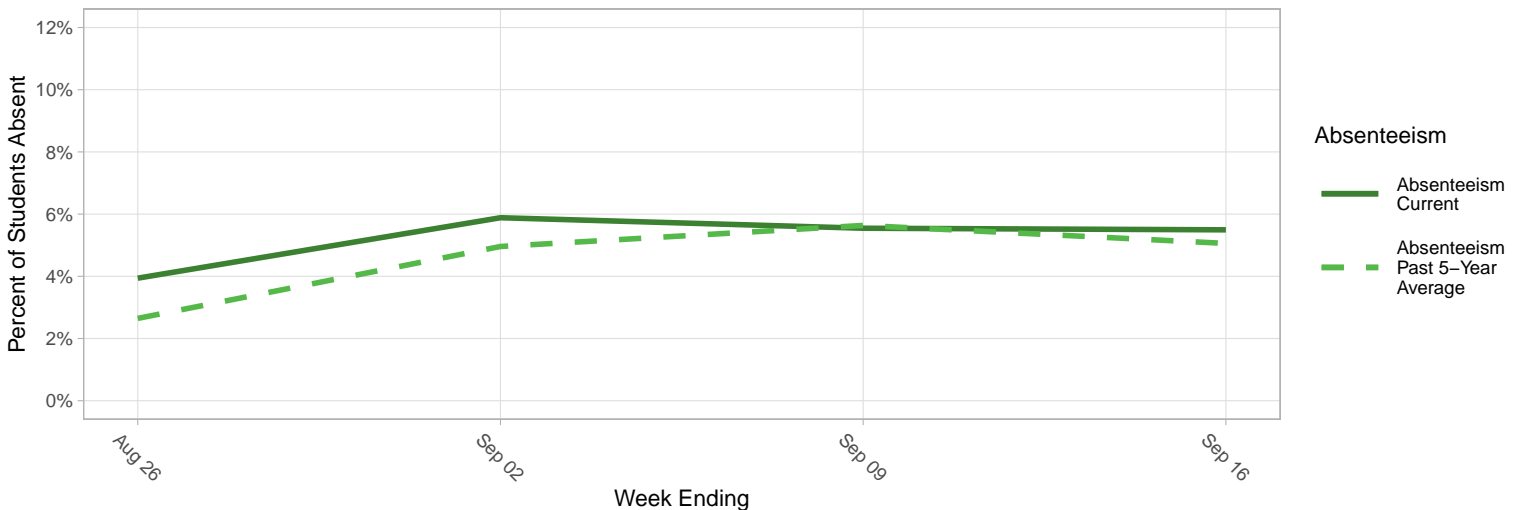
Graph 1. Percent of Outpatient Visits due to Influenza-Like Illness, by Week, Davis County, Utah



School Absenteeism

Graph 2 displays the weekly percentage of elementary school absenteeism in Davis School District. For comparison, the dashed line shows the absenteeism rate of the previous 5 school years (school year ending 2018-2022). This week's absenteeism rate was 5.5%.

Graph 2. Percentage of Elementary School Absenteeism, by Week, Davis School District, Utah



Emergency Department Visits

Graph 3 displays the rolling 7 day average of the percent of emergency department (ED) visits due to COVID-19, influenza, and respiratory syncytial virus (RSV). These data are obtained from syndromic surveillance and only consider the diagnosis discharge codes for each condition. Table 1 presents two data points for each virus: the current trend of ED visits (increasing, decreasing, or no change), and the percent of ED visits due to each during the currently reported week.

Graph 3. Percent of ED Visits due to COVID-19, Influenza, & RSV, Rolling 7-day Average, Davis County, Utah

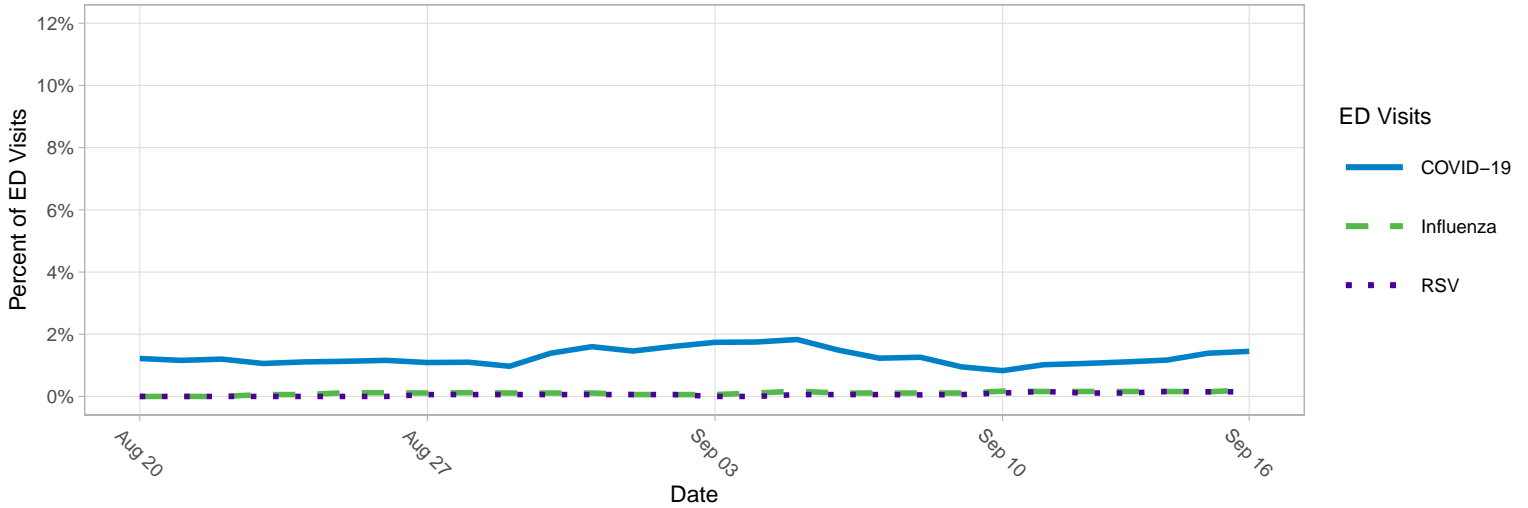


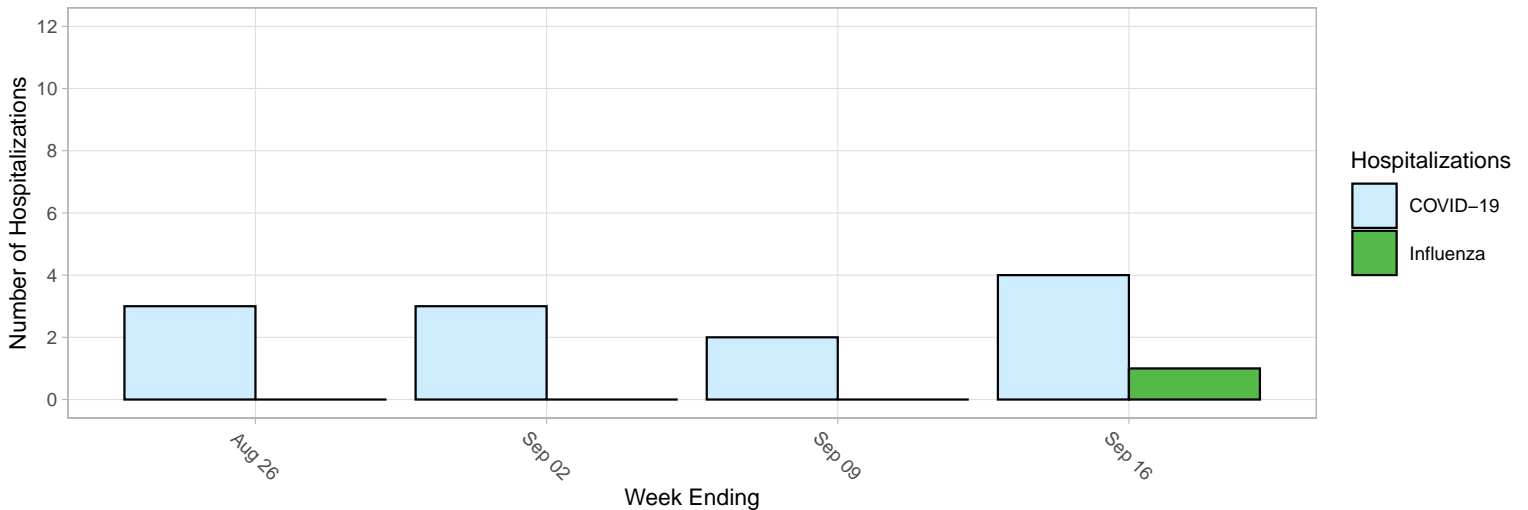
Table 1: Recent Trends of ED Visits, Davis County, Utah, for Week Ending Sep 16, 2023

Virus	Trend	Percent of ED Visits
COVID-19	Increasing (last 7 days)	1.4 %
Influenza	Increasing (last 14 days)	0.2 %
RSV	Increasing (last 14 days)	0.1 %

Hospitalizations

Graph 4 displays the weekly number of hospitalizations due to COVID-19 and influenza.

Graph 4. Number of Hospitalizations due to COVID-19 & Influenza, Davis County, Utah



Vaccine Information

Influenza: Everyone age 6 months and older should receive an influenza vaccine by the end of October every year.

COVID-19: Everyone age 6 months and older should receive the 2023-2024 updated COVID-19 vaccine. Specific recommendations are based on age and immunocompetence. Please visit <https://www.cdc.gov/coronavirus/2019-ncov/vaccines/stay-up-to-date.html> for more details on all recommendations.