



# **Davis County Health Department 2018 Annual Report**



**Davis**  
COUNTY



# Message from the Director

It is my privilege to share with you the Davis County Health Department's 2018 Annual Report. Here you will see that our department is committed to providing the services and programs that promote and protect the health and well-being of Davis County residents and the environment. This report highlights many notable achievements that I am proud to celebrate as we move forward with continued progress in a pursuit to improve programs and practices.



2018 marked another incredibly productive year. We have included within this report links to the annual reports produced by each of our four divisions within the department (Community Health Services, Environmental Health Services, Family Health and Disease Control, and Senior Services) which highlight the many accomplishments and services rendered throughout the year.

In addition to the efforts of the department staff, we have also completed in conjunction with Davis4Health (our local community health improvement collaborative) a comprehensive community health assessment (CHA). The CHA provides a deep understanding of community health issues; contributing factors; awareness of existing resources and/or lack of resources; and sheds light on existing health inequities. We, in conjunction with Davis4Health, have chosen three community priorities to focus on over the next several years those being Suicide, Opioids, and Adverse Childhood Events (ACEs), and a Community Health Improvement Plan (CHIP) will be coming in 2019. We are very appreciative of the opportunity to work together with so many partners. This collaboration not only improves the way we identify needs, but also improves the sharing of resources to address health status and promote the well-being of individuals, families, and the environment.

I want to recognize and express appreciation to a dedicated Board of Health who are actively engaged in planning and evaluating our programs and activities as well as establishing policy to enhance the delivery of our public health services. I want to also recognize how fortunate the department is to have an outstanding staff that not only excels in the tasks they perform but are passionate about contributing to the health and well-being of our community.

As you read this report, I hope you will gain insight into the breadth and depth of the department's activities. Be assured that our focus is to seek and continuously improve our organization, to concentrate on those who utilize our services, and measure the results of our efforts.

A handwritten signature in black ink, appearing to read "B. Hatch".

Brian Hatch, Director  
Davis County Health Department



# ***Davis County Health Department***

Healthy Choices. Healthy People. Healthy Communities.

## **Mission**

Promote and protect the health and well-being  
of Davis County residents and  
their environment.

## **Values**

Quality Service  
Knowledgeable, Professional & Friendly Employees  
Public Health Excellence  
Communication  
Collaboration & Partnerships  
Commitments to Community

With its beginnings back in 1934, the Davis County Health Department is now the oldest established local public health department in Utah. Under the policy direction of the Davis County Board of Health and the Davis County Health Department's Health Officer, department employees serve County residents through the **Community Health Services Division**, the **Environmental Health Services Division**, the **Family Health & Disease Control Division**, and the **Senior Services Division**.

## ***2018 Davis County Board of Health***



**Dr. Ryan Stewart**  
Chair  
Family Medicine  
Tanner Clinic



**Randy Lewis**  
Vice Chair  
Mayor  
Bountiful



**Jim Smith**  
Commissioner  
Davis County Govt.



**Dr. Gary Alexander**  
Immediate-Past Chair  
Pulmonologist  
Tanner Clinic



**Dr. Colleen Taylor**  
Pediatric Dentist  
Dental Care 4 Kids



**Troy Wood**  
Chief Executive Officer  
Lakeview Hospital



**Scott Zigich**  
Director  
Risk Management  
Davis School District



**Ann Benson**  
Social Worker (Retired)  
Davis School District

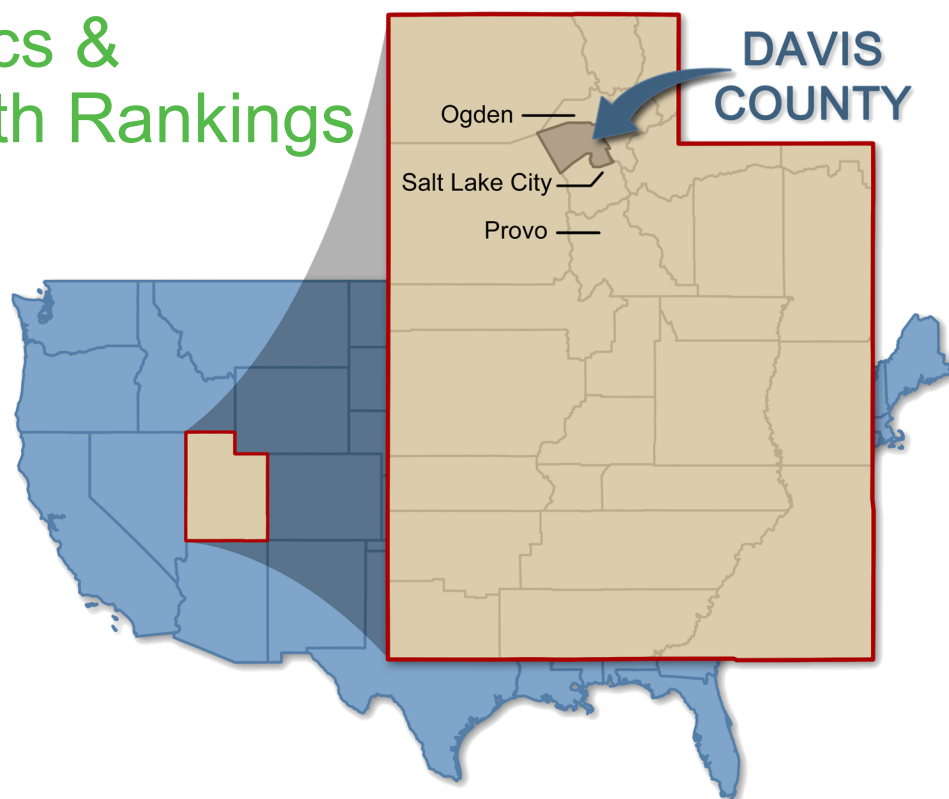


**Brian Cook**  
Businessman (Retired)



**Brian Hatch**  
Director  
Health Department  
Davis County Govt.

# Demographics & County Health Rankings



Davis County Population		
Age Group	Population	Percent
<5	30,487	8.8%
5-19	91,795	26.4%
20-44	122,198	35.2%
45-64	68,931	19.8%
65-85+	34,226	9.8%
Total	347,637	100.0%

Sex	Population	Percent
Male	175,317	50.4%
Female	172,320	49.6%
Total	347,637	100.0%

Race	Davis	Utah	U.S.
White	89.7%	86.8%	73.0%
Hispanic or Latino (any race)	9.2%	13.7%	17.6%
Black	1.3%	1.1%	12.7%
Asian	1.9%	2.3%	5.4%
American Indian & Alaska Native	0.4%	1.1%	0.8%
Native Hawaiian & Pacific Islander	0.6%	0.9%	0.2%
Two or more races	3.3%	2.8%	3.1%
Some other race	2.8%	5.0%	4.8%

Employment**	Davis	Utah	U.S.
Employed	66.1%	64.8%	58.9%
Unemployed	2.3%	3.0%	4.1%
Armed Forces	0.8%	0.2%	0.4%
Not in Labor Force	30.9%	32.1%	36.6%

\*\*16 Years & Over

Education*	Davis	Utah	U.S.
9th-12th grade, no diploma	3.2%	5.4%	7.2%
HS Grad (include equivalency)	21.1%	22.8%	27.3%
Some college or Associate's degree	38.3%	36.5%	29.1%
Bachelor's degree	24.8%	21.5%	19.1%
Graduate degree	11.4%	11.0%	11.8%

\* 25 Years & Over

Income***	Davis	Utah	U.S.
< \$10K	2.9%	4.4%	6.7%
\$10K to \$14.9K	2.4%	3.4%	4.9%
\$15K to \$24.9K	5.1%	7.4%	9.8%
\$25K to \$34.9K	6.0%	8.5%	9.5%
\$35K to \$49.9K	11.5%	13.0%	13.0%
\$50K to \$74.9K	21.3%	20.7%	17.7%
\$75K to \$99.9K	17.4%	15.2%	12.3%
\$100K to \$149.9K	20.4%	16.5%	14.1%
\$150K to \$199.9K	7.8%	5.8%	5.8%
\$200K or more	5.2%	5.1%	6.3%

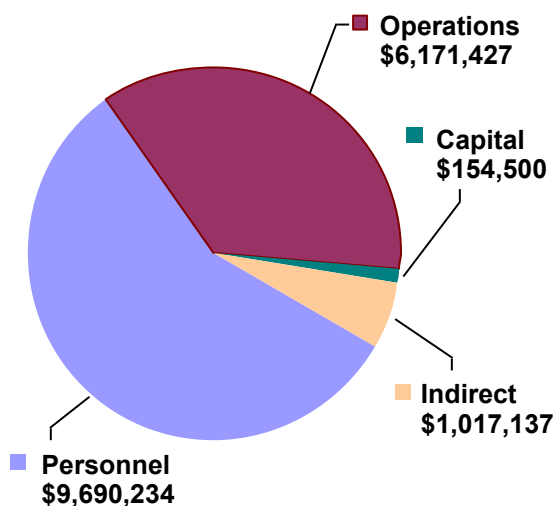
\*\*\*Inflation-Adjusted Dollars

County Health Rankings	Davis	Utah	Rank
<b>Health Outcomes</b>			<b>4</b>
<i>Length of Life</i>			<b>5</b>
Premature Death	5,100	6,100	
<i>Quality of Life</i>			<b>3</b>
Poor or Fair Health	11%	12%	
Poor Physical Health Days	3.3	3.4	
Poor Mental Health Days	3.3	3.6	
Low Birthweight	7%	7%	
<b>Health Factors</b>			<b>2</b>
<i>Health Behaviors</i>			<b>3</b>
Adult Smoking	7%	9%	
Adult Obesity	26%	26%	
Food Environment Index	8.1	7.8	
Physical Inactivity	16%	16%	
Access to Exercise Opportunities	92%	85%	
Excessive Drinking	10%	13%	
Alcohol-impaired Driving Deaths	18%	20%	
Sexually Transmitted Infections	288.4	315.7	
Teen Births	14	19	
<i>Clinical Care</i>			<b>3</b>
Uninsured	7%	10%	
Primary Care Physicians	2,000:1	1,770:1	
Dentists	1,540:1	1,490:1	
Mental Health Providers	530:1	330:1	
Preventable Hospital Stays	2,067	2,551	
Mammography Screening	40%	39%	
Flu Vaccinations	47%	44%	
<i>Social &amp; Economic Factors</i>			<b>2</b>
High School Graduation	95%		
Some College	76%	70%	
Unemployment	3.1%	3.2%	
Children In Poverty	6%	11%	
Income Inequality	3.2	3.8	
Children in Single-Parent Households	14%	18%	
Social Associations	2.2	3.4	
Violent Crime	103	229	
Injury Deaths	55	67	
<i>Physical Environment</i>			<b>23</b>
Air Pollution - Particulate Matter	8.4	5.6	
Drinking Water Violations	Yes		
Severe Housing Problems	11%	15%	
Driving Alone to Work	80%	76%	
Long Commute - Driving Alone	26%	24%	

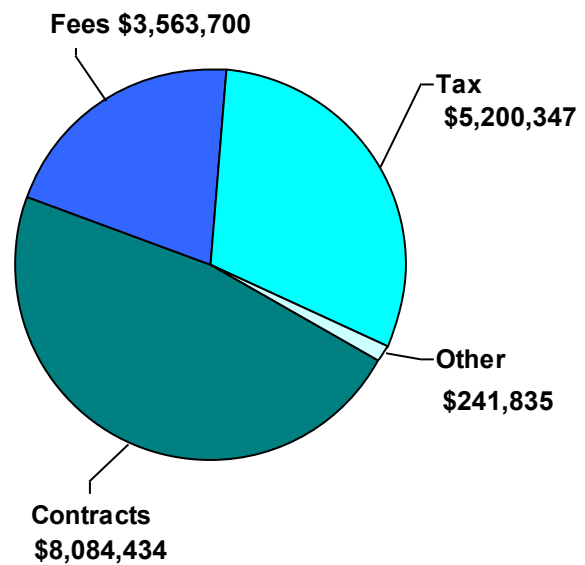
# Budget & Vital Records

Vital Records	Davis	Utah
Births	5,282	46,823
Deaths	1,892	18,653

**2018 Budgeted Expenditures**



**2018 Budgeted Revenues**



Budget			
Health Department Expenditures		Health Department Revenues	
Personnel Expenditures	\$9,690,234	Tax Revenue	\$5,200,347
Operations Expenditures	\$6,171,427	Fees Revenue	\$3,563,700
Capital Expenditures	\$154,500	Contracts Revenue	\$8,084,434
Indirect	\$1,017,137	Other Revenue	\$241,835
Total Expenditures	\$17,187,336	Total Revenue	\$17,090,316



# Locations



*DCHD WIC Clinic &  
Immunization Clinic*  
596 West 750 South  
Woods Cross, UT 84087



*Davis County  
Testing Center*  
20 North 600 West  
Kaysville, UT 84037

## *Davis County Health Department* Healthy Choices. Healthy People. Healthy Communities.



*Davis County Health Department and Midtown Community Health Center*  
22 South State Street  
Clearfield, UT 84015



*Central Davis  
Senior Activity Center*  
81 East Center Street  
Kaysville, UT 84037



*South Davis  
Senior Activity Center*  
726 South 100 East  
Bountiful, UT 84010



*North Davis  
Senior Activity Center*  
42 South State Street  
Clearfield, UT 84015

# Division Reports

The following pages of this report include the executive summaries for the Community Health Services, Environmental Health Services, Family Health & Disease Control, and Senior Services 2018 Annual Division Reports. Direct links for each division report is provided.





# Community Health Services Division

## Division Director's Message

I am pleased to present the 2018 Annual Report for the Community Health Services Division of the Davis County Health Department. The Community Health Services Division coordinates important preparedness and prevention efforts to improve the health of all Davis County Residents.

In 2018 division staff members worked closely with partner agencies to implement strategies to address key health priorities in the County.

2018 highlights include:

- Staff members chaired suicide and obesity prevention workgroups for the Davis County Community Health Improvement Plan, aligning program objectives from multiple agencies to reverse negative health trends.
- Our partnership with the Davis School District resulted in obtaining baseline data for childhood obesity rates in Davis County for the first time, increasing our ability to measure long term progress on several health initiatives.
- Staff members brought together partners from across the County to look at the opioid crisis and began the development of a strategic Plan to coordinate prevention and response efforts.
- Partnerships were formed to provide more residents with insurance coverage for participation in the National Diabetes Prevention Program, T2.
- Staff members worked with city parks and recreation programs, multi-unit housing agencies, businesses, and others to raise awareness that Davis County outdoor public place are now vape free.
- The Depart All Hazards Emergency Response Plan received Project Public Health Ready recognition from the National Association of County and City Health Officials.

This annual report provides a summary of our division programs, each rooted in proven and best practices, with a focus on preventing leading causes of death and improving quality of life for residents. We are thankful to our community partners who help us assess, develop, implement, and evaluate these important public health efforts.

Ivy Melton Sales  
Division Director, Community Health Services

To view the full Division report please see: [2018 Annual Report Community Health Services Division](#)



# Environmental Health Services Division

## Division Director's Message

This year marked a turning point in the Environmental Health Services Division. We made some changes in staffing and many programs were adjusted to better meet the needs of the County. Regulations were revised and the Department introduced a new Strategic Plan with many priorities, goals, and strategies that caused us to redirect resources to meet these new expectations. I'm very proud of what our Division accomplished throughout the year. The Division consists of 20 staff members that work across four bureaus: Air Quality, Water Resources, Food & Facilities, and Waste Management & Environmental Response. Division staff members worked hard together to meet many goals across their respective programs. We were excited to welcome a few temporary and new staff members this year that injected enthusiasm and renewed determination that have moved our programs in new and exciting directions.

In early 2018, the Department unveiled a new Strategic Plan. This plan was developed using current data, staff input, and Division Directors' collaboration. Through this process, four (4) priorities were identified:

1. Healthy Communities
2. Community and Partner Engagement
3. Supporting and Developing Employees
4. Sustainability and Funding

Throughout the year, the Department continued to develop structure and assign resources in support of this plan with an eye on implementation in 2019. However, while the Department continued to plan, the Division moved forward immediately to align with the plan priorities in 2018. The details around these accomplishments will be presented in the different bureau sections contained within the annual report.

I hope you enjoy our 2018 Annual Report. A great deal of work went into all the services provided, and certainly has lasting impacts on the overall health and well-being of Davis County Residents.

Dennis Keith  
Division Director, Environmental Health Services

To view the full Division report please see: [2018 Annual Report Environmental Health Services Division](#)



# Family Health & Disease Control Division

## Division Director's Message

The Family Health & Disease Control Division brings together a variety of public services to benefit families and the community as a whole. Services in this division range from health education and disease prevention to health screenings, disease tracking and treatment, immunizations and nurse home visits.

Family Health & Disease Control Division includes four Bureaus:

- Communicable Disease & Epidemiology Bureau
- Immunization Bureau
- Maternal & Child Health Bureau
- Women, Infants and Children (WIC) Bureau

The mission of the Davis County Health Department is to “Promote and Protect the Health and Well-Being of Davis County Residents and their Environment”. Programs in this Division work diligently to achieve this outcome. Some of the strategies our Division will be working towards over the next few years are:

- Increasing knowledge and awareness of the importance of immunizations across all ages.
- Using customer satisfaction analyses to guide programs' future directions.
- Increasing the community's awareness of division services.
- Encouraging a unified, productive, and positive work environment.
- Maintaining communications with partner agencies, ensuring that information provided is accurate and useful.
- Alignment with Davis County Community Health Improvement Plan (CHIP) goals.

There are currently two clinics serving Davis County. The main building is on State Street in Clearfield serving the northern end of the county, while the other clinic is located in Woods Cross serving the southern end of the county. Immunizations, Maternal & Child Health Services and the WIC Program are offered at both clinics.

Wendy Garcia  
Division Director, Family Health & Disease Control Services

To view the full Division report please see: [2018 Annual Report Family Health & Disease Control Division](#) as well as the [2018 Annual Communicable Disease Report](#)





# Senior Services Division

## Director's Message

This past year, Senior Services experienced steady progress, successes, and significant changes.

The division was honored with a 2018 Aging Innovation & Achievement Award from the National Association of Area Agencies on Aging (n4a) for our collaborative work with the Bountiful Food Pantry addressing food insecurity in older adults at risk for malnutrition who have limited transportation options.

During 2018, Senior Services expanded critical services.

- The In-Home Services team redesigned our caregiver education and support classes and now offer the Caregiver Academy and Dementia Dialogues.
- Our Senior Center team expanded the portfolio of evidence-based preventive health classes, implementing Enhance®Fitness at a second location- Central Davis (Kaysville), and Tai Chi for Arthritis for Fall Prevention in two centers- Central and South Davis (Bountiful).
- Transportation rides to non-emergency health appointments increased by a phenomenal 128%, providing a lifeline to help aging adults maintain health and independence.

Progress takes a lot of people working together. Advisory Council members provide a critical voice for older adults along with valuable recommendations and advocacy. The dedication of our team and the army of volunteers allows Senior Services to continue meeting the needs of aging adults, persons with disabilities, and caregivers. We invite you to join us in our efforts to help people of all ages and abilities live successfully in Davis County.

Kristy Cottrell  
Deputy Director Senior Services

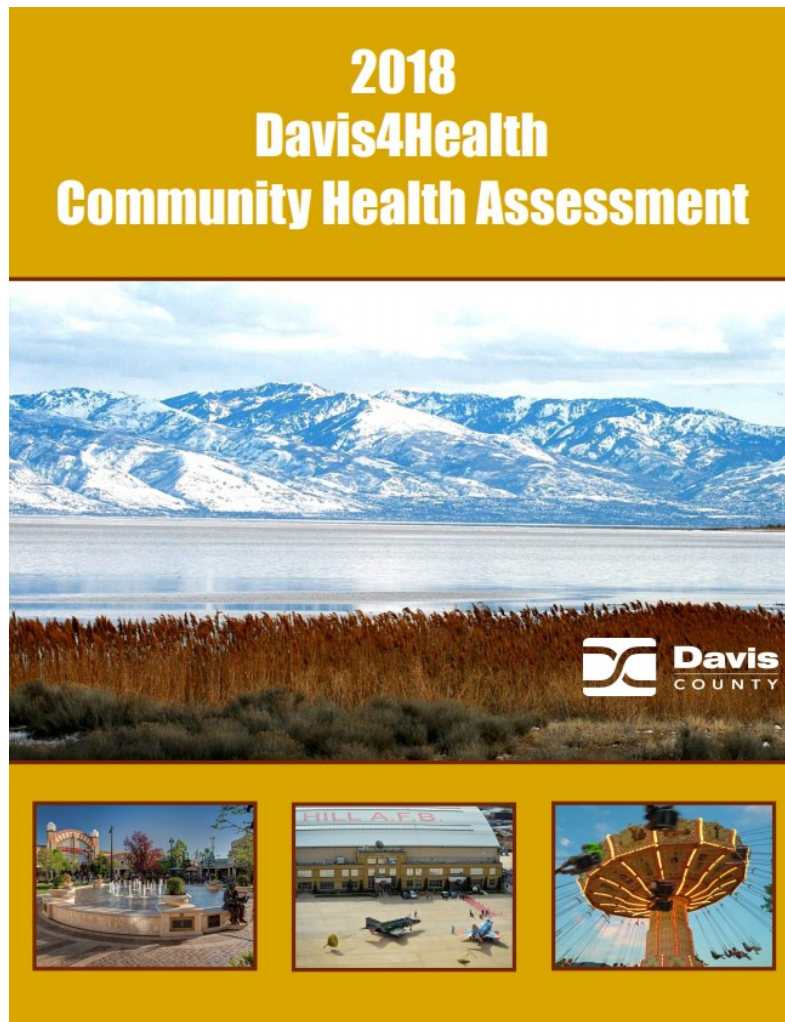
To view the full Division report please see: [2018 Annual Report Senior Services Division](#)



# Department Assessments & Plans

The Davis County Health Department's [Reports and Assessments](#) webpage highlights all of the department's assessments, community profiles, and plans.

The following is a direct link to the [Davis4Health Community Health Assessment](#).



Coming Soon the new Davis4Health - Community Health Improvement Plan





## 10 Essential Public Health Services

1. Monitor health status to identify and solve community health problems.
2. Diagnose and investigate health problems and health hazards in the community.
3. Inform, educate, and empower people about health issues.
4. Mobilize community partnerships and action to identify and solve health problems.
5. Develop policies and plans that support individual and community health efforts.
6. Enforce laws and regulations that protect health and ensure safety.
7. Link people to needed personal health services and assure the provision of health care when otherwise unavailable.
8. Assure competent public and personal health care workforce.
9. Evaluate effectiveness, accessibility, and quality of personal and population-based health services.
10. Research for new insights and innovative solutions to health problems.



**Davis**  
COUNTY