

CANVASS REPORT

Municipal Primary Election

August 12, 2025

Prepared For: Davis County

Davis County Clerk



Davis County Pre-Election Test and Audit Report

Election: August 12, 2025

Test Date: July 18, 2025

Pre-Election Test Summary

1. Number of paper ballots processed on DS450: 2057
2. Number of paper ballots processed on DS200: 132
3. Number of Express Vote Ballots Processed: 88
4. Were all contests included in the test? X Yes
5. Did all equipment accurately detect over votes? X Yes
6. Did all equipment accurately detect under votes? X Yes
7. Did the results match the expected results of the test? Yes X

Notes:

Firmware Validation

Hardware	Certified Firmware Version	Current Firmware Version
Electionware PC	6.3.0.0 ✓	6.3.00
DS450	4.2.0.0 ✓	4.2.00
DS200	3.0.0.0 ✓	3.0.0.0
ExpressVote	4.2.1.0 ✓	4.2.1.0

Were there any differences between the certified firmware version and the current firmware version? Yes No

Certification

I certify that I was present and or participated in the Pre-Election Test and Audit and that the information included in this certification is accurate.

County Clerk or Deputy Clerk: Lori Schaefer

Board of Canvass Representative(s): Kimberly Read

Cheryl Starnes
Harry Buehler

STATISTICS	
	TOTAL
Registered Voters - Total	90,531
Ballots Cast - Total	19,707
Voter Turnout - Total	21.77%

Clearfield City Council

Vote For 2

	TOTAL
DANIELLE KING	912
TIMOTHY ROPER	861
KARECE THOMPSON	684
BRENNAN BERRY	506
TONY B. DE MILLE	328

Clinton City Council

Vote For 2

	TOTAL
ADAM B LARSEN	1,280
CHRIS DANSON	1,044
JENNIFER STEELE CHRISTENSEN	994
ZACKERY M. HATCH	596
SHELBY MONTGOMERY	417
GARY LEE TYLER	398
CAMERON M FRICK	164
ROBERT LEE EBERHARD	143

Layton City Mayor

Vote For 1

	TOTAL
JOY PETRO	5,341
TREVOR LEE FOUST	3,199
AMY MIDORI JONES	560

Layton City Council

Vote For 2

	TOTAL
BETTINA SMITH EDMONDSON	4,314
MIKE KOLENDRIANOS	2,937
LINDA LARTIGUE	2,325
JORY RAND ARGYLE	1,955
BRITSHANA DAHL BARFUSS	1,856
CLAUDE YOUNG	1,631
JARROD MORRILL	1,362
CODY RAE	640

North Salt Lake City Council

Vote For 2

	TOTAL
ALISA VAN LANGEVELD	1,283
HEIDI SMOOT	1,230
RYAN HOLBROOK	902
CONRAD JACOBSON	680
GARY STEVEN WIDDERS	254

Sunset City Council

Vote For 2

	TOTAL
NANCY GRECO SMALLING	285
KATHERINE R HUNTER	216
CORNEL WILKES THOMAS	142
RONALD FISH WILSON	91
DAVID SILOS-AGUIRRE	78
RAYMOND HAROLD CHAPMAN JR.	59

West Bountiful City Council

Vote For 2

	TOTAL
JULIE NICHOLS THOMPSON	741
MARK W PREECE	482
KELLY ENQUIST	416
RICHMOND S. THORNLEY	334
FRANK YINGST	42

West Point City Mayor

Vote For 1

	TOTAL
BRIAN VINCENT	950
DAVID MARVIN DRAKE	493
ANNETTE JUDD	468

Municipal Primary Election August 12, 2025 Summary of By-Mail and Provisional Ballots Not Counted	Total ballots not counted	Already Voted	Fleeing Voter	No Proof of Identity	No Proof of Residency	Deceased	Power of Attorney	Incarcerated	Moved from County	Signed by someone other than the voter	No Signature	Signature did not match	Empty Envelope	Not Timely
Clearfield By-Mail	26	0	0	2	0	0	0	0	0	0	0	1	2	21
Clearfield Provisional	0	0	0	0	0	0	0	0	0	0	0	0	0	0
Clinton By-Mail	26	0	0	1	0	0	0	0	0	0	0	0	1	24
Clinton Provisional	0	0	0	0	0	0	0	0	0	0	0	0	0	0
Early Vote By Mail	0	0	0	0	0	0	0	0	0	0	0	0	0	0
Early Vote Provisional	0	0	0	0	0	0	0	0	0	0	0	0	0	0
Layton By-Mail	194	0	0	4	0	0	0	0	0	0	4	6	3	177
Layton Provisional	1	0	0	0	1	0	0	0	0	0	0	0	0	0
North Salt Lake By-Mail	57	0	0	2	0	0	0	0	0	0	0	1	1	53
North Salt Lake Provisional	0	0	0	0	0	0	0	0	0	0	0	0	0	0
Sunset By-Mail	5	0	0	0	0	0	0	0	0	0	0	1	0	4
Sunset Provisional	0	0	0	0	0	0	0	0	0	0	0	0	0	0
West Bountiful By-Mail	9	0	0	0	0	0	0	0	0	0	0	0	0	9
West Bountiful Provisional	0	0	0	0	0	0	0	0	0	0	0	0	0	0
West Point By-Mail	14	0	0	0	0	0	0	0	0	0	0	1	1	12
West Point Provisional	0	0	0	0	0	0	0	0	0	0	0	0	0	0
Total By-Mail Not Counted	331	0	0	9	0	0	0	0	0	0	4	10	8	300
Total Provisional Not Counted	1	0	0	0	1	0	0	0	0	0	0	0	0	0
Total	332	0	0	9	1	0	0	0	0	0	4	10	8	300

Ballot Reconciliation [1]													
Time and Date (ctrl+alt+shift+semicolon)													
Active Registered Voters as of Registration Deadline [2]													
7/31/25													
8/4/2025													
8/7/2025													
8/8/2025													
8/11/2025													
8/12/2025													
8/20/2025													
8/22/2025													
8/25/2025													
Total													
Total Voters and Ballots Issued	Ballots Returned Undeliverable [3]	0	0	0	0	0	0	0	0	0	1557		90531
	Ballots Issued to Voters (By Mail) [4]	91928	91928	92046	92046	92046	92046	92046	92046	92046	92046 [5]		92046
	Ballots Issued to Voters (Electronically) [6]	53	53	53	53	53	53	53	53	53	53		53
	Ballots Issued to Voters (Polling Locations) [7]	0	0	0	0	0	0	220	220	220	220		220
	Ballots Issued to Voter (In Office) [8]	0	0	0	0	0	0	0	0	0	0		0
Total Ballots Issued to Voters													
Ballots Received From Voters [9]	Mail/Absentee in Mail	6070	7802	9552	10259	10908	11699	12107	12107	12107	12107		92319
	Mail/Absentee in Drop Box	623	808	2014	2014	2014	3473	7404	7405	7405	7405		12107
	Total Mail Ballots	6693	8610	11566	12273	12922	15172	19511	19512	19512	19512		7405
	Electronic UOCAVA and ADA	0	0	0	0	0	0	7	7	7	7		19512
	Early Voting (Regular)	0	0	0	0	0	0	0	0	0	0		7
	Early Voting (Curbside)	0	0	0	0	0	0	0	0	0	0		0
	Early Voting (Provisional)	0	0	0	0	0	0	0	0	0	0		0
	Election Day Polls (Regular)	0	0	0	0	0	0	211	211	211	211		0
	Election Day Polls (Curbside)	0	0	0	0	0	0	0	0	0	0		211
	Election Day Polls (Provisional)	0	0	0	0	0	0	0	0	0	0		0
Total Ballots Received From Voters for Processing													
Ballots In Process [10]	Mail Ballots	0	2	2885	0	0	0	2	0	0	0		9
	Electronic UOCAVA and ADA	0	0	0	0	0	0	0	0	0	0		0
	Early Voting (Regular)	0	0	0	0	0	0	0	0	0	0		0
	Early Voting (Curbside)	0	0	0	0	0	0	0	0	0	0		0
	Early Voting (Provisional)	0	0	0	0	0	0	0	0	0	0		0
	Election Day Polls (Regular)	0	0	0	0	0	0	0	0	0	0		0
	Election Day Polls (Curbside)	0	0	0	0	0	0	0	0	0	0		0
	Election Day Polls (Provisional)	0	0	0	0	0	0	0	0	0	0		0
	Total Ballots In Process	0	2	2885	0	0	0	2	1	1	1		1
	Ballots in Process	0	2	2885	0	0	0	4	1	1	1		1
Ballots Processed [11]	Mail Ballots	6667	8581	8581	12242	12891	15134	19451	19484	19486	19481		19481
	Electronic UOCAVA and ADA	0	0	0	0	0	0	0	0	0	7		7
	Early Voting (Regular)	0	0	0	0	0	0	0	0	0	0		0
	Early Voting (Curbside)	0	0	0	0	0	0	0	0	0	0		0
	Early Voting (Provisional)	0	0	0	0	0	0	0	0	0	0		0
	Election Day Polls (Regular)	0	0	0	0	0	0	211	211	211	211		0
	Election Day Polls (Curbside)	0	0	0	0	0	0	0	0	0	0		211
	Election Day Polls (Provisional)	0	0	0	0	0	0	7	8	8	8		0
	Total Ballots Counted or Processed	6667	8581	8581	12242	12891	15134	19451	19484	19486	19481		8
	Ballots Processed	6667	8581	8581	12242	12891	15134	19451	19484	19486	19481		19707
Reconciliation	Total Voters with Credit for Voting in VISTA (By Mail) [12]	6667	8583	8594	12242	12891	15134	19453	19484	19486	19488		19488
	Total Voters with Credit for Voting in VISTA (Early) [13]	0	0	0	0	0	0	0	0	0	0		0
	Total Voters with Credit for Voting in VISTA (Normal) [14]	0	0	0	0	0	0	211	211	211	211		0
	Total Voters with Credit for Voting in VISTA (Provisional) [15]	0	0	0	0	0	0	7	8	8	8		211
	Total Voters with Credit for Voting in VISTA	6667	8583	8594	12242	12891	15134	19671	19703	19705	19707		8
	Ballots with Vote History in VISTA but not Processed [16]	0	2	1013	0	0	0	2	0	0	0		19707
	Reconciliation of Ballots Counted to Vote History [17]	Balanced	Balanced	Balanced	Balanced	Balanced	Balanced	Balanced	Balanced	Balanced	Balanced	0	0
	Reconciliation of Ballots Received/Counted/Rejected [18]	Balanced	Balanced	Balanced	Balanced	Balanced	Balanced	Balanced	Balanced	Balanced	Balanced	0	0
	Notes												
	By Mail Ballots Not Resolved	26	27	0	37	37	44	65	35	33	31		31
By Mail Ballots Resolved [19]		0	0	0	0	0	0	0	0	0	41		41
	By Mail Ballots Initially Rejected	26	27	0	37	37	44	65	35	33	72	0	72

Monday - Wednesday - Friday Ballot Statistic [20]													
Fr 7-25													
Mon 7-28													
Wed 7-30													
Fri 8-1													
Mon 8-4													
Wed 8-6													
Fri 8-8													
Mon 8-11													
Wed 8-13													
Fri 8-15													
Mon 8-18													
Wed 8-20													
Fri 8-22													
Mon 8-25													
Received [21]	3868	3867	5954	7510	8610	11566	12928	15178	19738	19553	19553	20020	20039
Not Processed [22]													
In Process [23]	3868	3867	5954	817	2	2958			2	27	27	0	0
Processed [24]				6667	8581	8581	12891	15134	19669	19669	19669	19703	19707
Challenged [25]				26	27	27	37	44	65	255	255	316	331
Provisional Not Processed [26]									2	2	2	1	1
Pending Adjudication [27]									0	0			
Pending Replication [28]									0	0			
Replicated [29]									132	132	132	132	132

Davis Canvass Statistics
Municipal Primary - August 12, 2025

Section 1 Ballot Statistics

1A	21.77%	Voter Turnout
1B	90531	Active voters (Given to counties on the Monday before the election)
1C	19481	Number of Counted Ballots (Mail or Drop Box)
1D	211	Number of counted ballots (In-person)
1E	7	Number of ballots that were returned electronically (UOCAVA/disability)
1F	8	Number of counted ballots (Provisional)
1G	19707	Total number of ballots counted
1H	Yes	Does total ballots counted match the number of voters given vote history in VISTA?
1I		If no, what is the difference
1J	Explain:	

Section 2: Challenged and Uncounted Ballot Statistics

2A	10	Number of envelopes with a signature that does not match the voter's signature
2B	4	Number of unsigned envelopes
2C	9	Number of challenged ballots for other curable reasons
2D	64	Total number of curable ballots that were challenged (cured and not cured combined)
2E	23	Total number of curable that were not cured
2F	35.94%	Percentage of curable ballots that were not cured
2G	3	Total number of ballots where the voter submitted a disability affidavit*

Section 3: Rejected ballot statistics (ballots that cannot be cured)

2J	300	Number of ballots that were returned after the deadline
2K	8	Number of ballots rejected for other non-curable reasons
	308	Total number of rejected that were not curable
	1.69%	Percentage of ballots that were returned as undeliverable

Section 4: Provisional ballot statistics

3C	9	Number of provisional ballots issued
3D	8	Number of provisional ballots counted
3E	1	Total Number of provisional ballots not counted
3F		Already Voted
3G		Insufficient ID
3H		Unsigned
3I		Incomplete Form
	1	Other
	88.89%	Percentage of provisionals that were counted
	1	Number of provisional ballots that are same-day registration

Section 5: County Clerk Certification

Brian McKenzie I certify that the information contained in this report is true and accurate.

Clearfield City Primary Election
August 12, 2025 Certified Canvass Report
(Canvassed: August 26, 2025)


Clearfield City Precincts	24	100.00%
Registered Voters	12,412	100.00%
Ballots Cast	1,827	14.72%
Number of Rejected Ballots	26	

City Council (4-year term)


Danielle King	912	Nominated
Timothy Roper	861	Nominated
Karece Thompson	684	Nominated
Brennan Berry	506	Nominated
Tony B. De Mille	328	

We, the undersigned Board of Canvassers, for the Clearfield City Primary Election held on Tuesday, August 12, 2025, hereby certify the information contained in this report to be accurate. We further certify that we have reviewed the vote totals for each person and declare the individuals noted herein as nominated to run the General Municipal Election to be held on Tuesday, November 4, 2025. A copy of the full canvass report can be viewed at clearfield.city.


Dated this 26th day of August, 2025.



Mark R. Shepherd, Mayor


Nike Peterson, Council Member


Megan Ratchford, Council Member


Tim Roper, Council Member


Karece Thompson, Council Member


Dakota Wurth, Council Member

CLINTON CITY, UTAH 2025 Primary Election Official Results

Active Registered Voters	12,238
Total Ballots Cast	2,711
Percentage of Voter Turn out	22.15%
Ballots Cast by Mail	2,675
In Person Votes on Election Day	36
Precincts Reporting	22
Ballots Not Counted	26 (24 not timely, 1 blank envelope, 1 no proof of identity)

City Council (2 four-year seats)

**Jennifer Steele Christensen	944
Robert Lee Eberhard	143
Shelby Montgomery	417
**Adam B Larsen	1,280
Cameron M Frick	164
Gary Lee Tyler	398
**Zackery M Hatch	596
**Chris Danson	1,044

(** Moving on to General Election)

NOTICE IS HEREBY GIVEN THAT the Board of Canvassers for Clinton City has prepared a report of the election results for the General Election, held on Tuesday, August 5, 2025. A full report is available at www.clintoncity.com or in the Recorder's office at 2267 N 1500 W Clinton UT 84015: 801-614-0720.


Signed & attested this 26th day of August, 2025



Lisa Titensor, City Recorder




The Clinton City Board of Canvassers hereby certify that the information identified above is correct and represents the official results of the Clinton City Municipal Primary Election held on August 12, 2025.


Signed this 6th day of December 2023



Mayor Brandon Stanger


Austin Gray


Gary Tyler


Marie Dougherty


Dane Searle


Spencer Arave



Community • Prosperity • Choice

Mayor • Joy Petro
City Manager • Alex R. Jensen

• Council Members •
Zach Bloxham
Clint Morris
Tyson Roberts
Bettina Smith Edmondson
Dave Thomas

OFFICIAL 2025 MUNICIPAL PRIMARY ELECTION RESULTS AND CERTIFICATE OF NOMINATION

We, the Board of Canvassers, hereby approve the attached Official Election Results of the Layton City Municipal Primary Election held Tuesday, August 12, 2025 and certify that the following have been duly nominated for the Municipal General Election, which will be held Tuesday, November 4, 2025. The Canvass report can be located via the City's website, the Utah Public Notice website, or in the Recorder's Office: 437 North Wasatch Drive, Layton, Utah, 84041.

<u>Layton City</u>	<u>Total</u>	<u>(Vote %)</u>
Registered Voters	41,935	
Ballots Cast	9,190	(21.91%)

Layton City Mayor – One (1) Seat

Joy Petro	5,341	nominated
Trevor Lee Foust	3,199	nominated
Amy Midori Jones	560	eliminated

Layton City Council – Two (2) Seats

Bettina Smith Edmondson	4,314	nominated
Mike Koendrianos	2,937	nominated
Linda Lartigue	2,325	nominated
Jory Rand Argyle	1,955	nominated
Britshana Dahl Barfuss	1,856	eliminated
Claude Young	1,631	eliminated
Jarrold Morrill	1,362	eliminated
Cody Rae	640	eliminated

Signed this 26th day of August, 2025.



Joy Petro, Mayor



Clint Morris, Councilmember



Bettina Smith Edmondson, Councilmember



Zach Bloxham, Councilmember

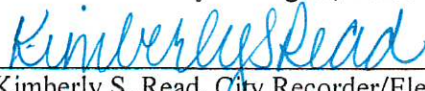


Tyson Roberts, Councilmember

Dave Thomas, Councilmember

I, Kimberly S. Read, City Recorder, for Layton, Utah do hereby certify that the attached Official Election Results is a true and correct copy of the final tabulation of votes for the Layton City Municipal Primary Election held on Tuesday, August 12, 2025.

Dated this 26th day of August, 2025.



Kimberly S. Read, City Recorder/Election Official



This public notice is posted on the Utah Public Notice website www.utah.gov/pmn/, the Layton City website www.laytoncity.org, and at the Layton City Center.



Mayor

Brian J. Horrocks

City Council

Lisa Watts Baskin

Tammy Clayton

Suzette Jackson

Ted Knowlton

Alisa Van Langeveld



City Manager

Ken Leetham

Assistant City

Manager

David Frandsen

City Recorder

Wendy Page

**CITY OF
NORTH SALT LAKE**
10 East Center Street
North Salt Lake, UT 84054

Certificate of Nomination

We, the undersigned Board of Canvassers for the City of North Salt Lake, Davis County, State of Utah, do hereby certify the following vote totals for the 2025 Municipal Primary Election held August 12, 2025, as appears from the official canvassed returns of said election as filed, and of record in the office of City Recorder of the City of North Salt Lake:

Alisa Van Langeveld – 1,283
Heidi Smoot – 1,230
Ryan Holbrook – 902

Conrad Jacobson – 680
Gary Steven Widders – 254

We declare nominated Mrs. Alisa Van Langeveld, Mrs. Heidi Smoot, Mr. Ryan Holbrook, and Mr. Conrad Jacobson who will move on to the General Election on November 4, 2025.

Board of Canvassers:

Brian J. Horrocks, Mayor

Lisa Watts Baskin, City Council

Tammy Clayton, City Council

Suzette Jackson, City Council

Ted Knowlton, City Council

Alisa Van Langeveld, City Council

IN WITNESS WHEREOF, I have set my hand and caused to be affixed my official seal this 26th day of August 2025.

Wendy Page

City of North Salt Lake Election Officer/City Recorder

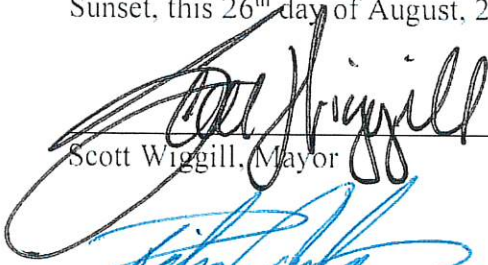


STATE OF UTAH
COUNTY OF DAVIS

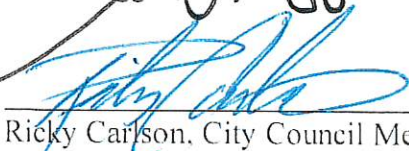
SUNSET CITY CANVASS CERTIFICATION
2025 MUNICIPAL PRIMARY

The undersigned Sunset City Board of Canvassers and the Sunset City Recorder do hereby certify the results of the 2025 Primary held on the 12th day of August, 2025 as appears from the attached official returns of said Primary as filed and on record in the office of the Sunset City Recorder.

IN WITNESS WHEREOF, we, the Board of Canvassers have hereunto subscribed our signatures and I, the Sunset City Recorder has subscribed my signature and affixed the seal of the City of Sunset, this 26th day of August, 2025.



Scott Wiggill, Mayor



Ricky Carlson, City Council Member



Hope Thompson, City Council Member





Nancy Smalling, City Council Member



Nakisha Rigley, City Council Member



Sam Bartling, City Council Member



Nicole Supp, City Recorder

Mayor
Kenneth Romney

WEST BOUNTIFUL CITY

City Administrator
Duane Huffman

City Council
James Ahlstrom
Dell Butterfield
Kelly Enquist
Jenn Nielsen
Mark Preece

550 North 800 West
West Bountiful, Utah 84087

Phone (801) 292-4486
Fax (801) 292-6355
www.WBCityut.gov

City Recorder
Remington Whiting

City Engineer
Kris Nilsen

Public Works Director
Steve Maughan

Certificate of Nomination

We, the undersigned Board of Canvassers for West Bountiful City, Davis County, State of Utah, do hereby certify the following vote totals for the 2025 Municipal Primary Election held August 12th, 2025, as appears from the official canvassed returns of said election as filed, and of record in the office of City Recorder of West Bountiful City:

City Council: Julie Nichols Thompson – 741
Mark W Preece – 482
Kelly Enquist – 416
Richmond S. Thornley - 334
Frank Yingst – 42

We further declare nominated: Julie Nichols Thompson, Mark W Preece, Kelly Enquist, and Richmond S. Thornley for the position of City Council for the General Municipal Election on November 4th, 2025.

Board of Canvassers:

Kenneth Romney

James Ahlstrom

Dell Butterfield

Kelly Enquist

Jenn Nielsen

Mark Preece

IN WITNESS WHEREOF, I have set my hand and caused to be affixed my official seal this 26th day of August, 2025.

Remington Whiting
West Bountiful Election Officer/City Recorder





BOARD OF CANVASSER'S CERTIFICATE 2025 PRIMARY ELECTION

Canvass Date: August 26, 2025

The attached Official Election Results for the 2025 West Point Municipal Primary Election held on August 12, 2025 have been presented to the Board of Canvassers for approval this 26th day of August, 2025.

The candidates appearing on the ballot were as follows: (listed in ballot order):

WEST POINT CITY MAYOR

Vote for 1

Annette Judd
Brian Vincent
David Marvin Drake


The Members of the Board of Canvassers hereby approve the Official Election Results for the West Point Municipal Primary Election as follows:

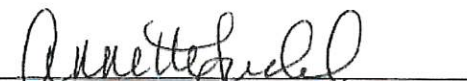
<u>CANDIDATE</u>	<u>VOTES RECEIVED</u>
<u>Brian Vincent</u>	<u>950</u>
<u>David Marvin Drake</u>	<u>493</u>
<u>Annette Judd</u>	<u>468</u>

Further, the Members of the Board of Canvassers hereby declare that the two Mayor candidates that received the highest number of votes and will proceed to the General Election on November 4, 2025 are as follows:

<u>CANDIDATE</u>	<u>VOTES RECEIVED</u>
<u>Brian Vincent</u>	<u>950</u>
<u>David Marvin Drake</u>	<u>493</u>

Signed and dated this 26th day of August, 2025:



BRIAN VINCENT - MAYOR



ANNETTE JUDD - COUNCIL MEMBER


BRAD LEE - COUNCIL MEMBER


JERRY CHATTERTON - COUNCIL MEMBER


MICHELE SWENSON - COUNCIL MEMBER


TRENT YARBROUGH - COUNCIL MEMBER



2025 Canvass - Audit Certification Report

County: Davis

Election: Municipal Primary Aug. 12, 2025

Paper Ballot Audit Summary

1. Number of paper ballots processed: 19,703
2. Number of ballots audited: 221
3. List the contests on the ballot that were audited:

All Contests

Were there any differences between the tabulation software and the votes marked on the paper ballots?

Yes ☒ No (*If YES, please attach an explanation of any inconsistencies)

DRE Machine Audit Summary (complete only if applicable)

1. Number of voting machines used in the election: _____
2. Number of polling places used for the election: _____
3. Number of voting machines audited: _____
4. Were tamper-evident seals affixed to all journal tape canisters? Yes No
(*If no, please attach copies of the journal tape logs for the applicable canisters)
5. Did all machine serial numbers match when the canisters were installed and removed? Yes No
(*If no, please attach copies of the journal tape logs for the applicable canisters)
6. Did any tape seals on the journal tape canisters show evidence of tampering? Yes No
(*If yes, please attach copies of the logs for the applicable canisters)
7. Were there any differences between the machine results and hand-counted results for any audited machine? Yes No *If yes, please attach copies of the hand count logs for the applicable canisters)

Signature Affidavit Audit Summary

Total number of signature affidavits audited: 226

Did the signature audit reveal any inconsistencies between a signature's initial verification and the audit?
Yes ☒ No (*If YES, please attach an explanation of any inconsistencies)



2025 Canvass - Audit Certification Report

☒ Yes ☐ No I certify that the audits described above were conducted according to the audit policy. This includes ensuring that all election workers and auditors completed the required training, were sworn in, and that each auditor signed an affidavit for the work they audited.

☒ Yes ☐ No I certify that I have reviewed the number of vote histories recorded in VISTA and they closely match the number of ballots counted in my county during this election.

Number of ballots counted: 19,703

Number of vote histories: 19,703

Difference: 0

Explain any differences:

☒ Yes ☐ No I certify that I have properly maintained chain of custody controls as outlined in 20A-3a-401.1 and Rule 623-8.

☒ Yes ☐ No I certify that I have properly maintained the voter list in accordance with state and federal laws (20A-3a-404(2)).

☒ Yes ☐ No I complied with the requirements of the software validation rule R623-7: "before using any voting equipment, and before each election, the election officer shall verify that the firmware version on any voting equipment matches the firmware version that is certified by the EAC."

County Clerk Signature: 

Date: Aug. 22, 2025



Davis County Post-Election Auditors Certification Report

Election: August 12, 2025 Municipal Primary Election

I certify that proper legal public notice was given for the Post-Election Audit. This audit was conducted at 61 South Main Street, Farmington, Utah 84025 on the 22nd day of August, 2025; all laws, policies and procedures were followed as currently constituted; and that the following information is true and correct.

Signature of County Clerk:

[Handwritten Signature]

Date:

Aug 22, 2025

We the undersigned election auditors certify that we were present during and participated in this post-election audit. We certify that we reviewed the original paper ballots, and tabulation of all ballots identified for audit, we confirmed that the electronic count matched the original marks made by the voter, and that all electronic tabulations accurately reflected the intent of the voter as marked on each ballot and that if any differences were identified, they have been listed on the Audit Summary Report.

As an appointed election auditor, I certify that I attended the Post-Election Audit and verified the information listed above to be accurate.

Signature of Election Auditor

Trish Phillips

Signature of Election Auditor

Rebecca Solman

Signature of Election Auditor

Angate Thompson

Signature of Election Auditor

Gracey Dean

Signature of Election Auditor

John C. H.

Signature of Election Auditor

M. Supp

Signature of Election Auditor

Signature of Election Auditor

Signature of Election Auditor