

Respiratory Illness Report

Week Ending April 15, 2023

Weekly Summary

CDC updated and simplified its recommendations for the COVID-19 vaccine. Recommendations are based on age, the vaccine that was first received, and the length of time since the last dose received. People who are moderately or severely immunocompromised have different recommendations for COVID-19 vaccines.

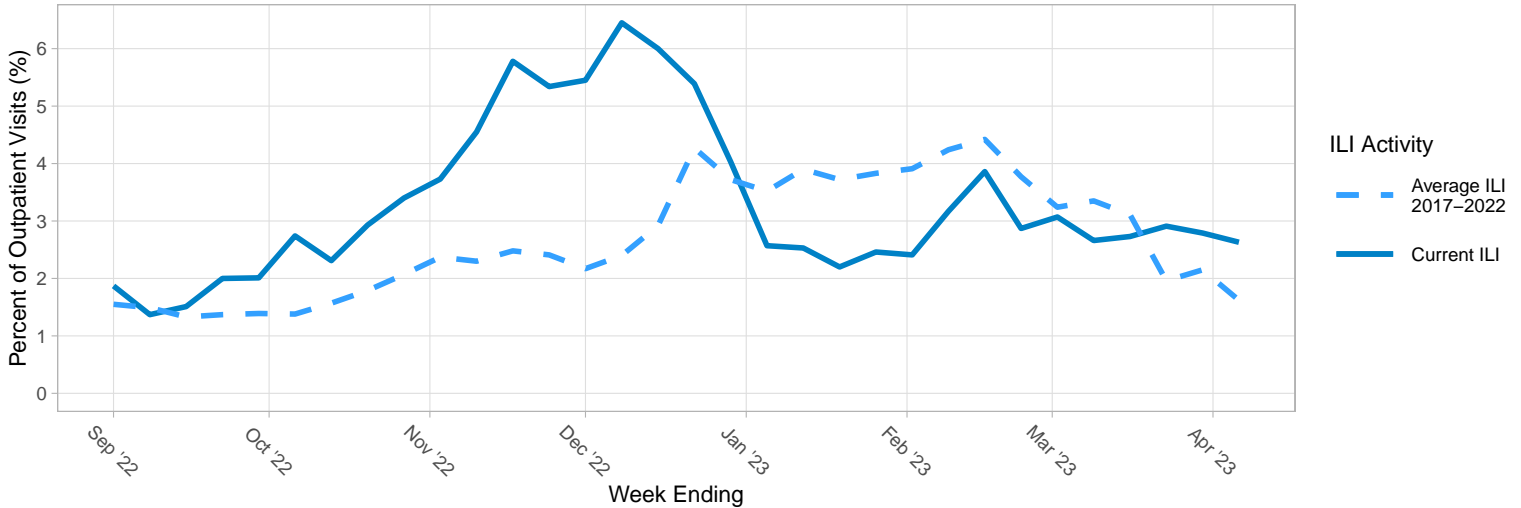
These changes include allowing an additional updated (bivalent) vaccine dose for adults ages 65 years and older and additional doses for people who are immunocompromised. Also, the original (monovalent) mRNA COVID-19 vaccines will no longer be recommended for use in the United States.

For more information, please visit <https://www.cdc.gov/coronavirus/2019-ncov/vaccines/stay-up-to-date.html>.

Influenza-Like Illness

Graph 1 displays the weekly percentage of outpatient visits due to Influenza-like illness (ILI). For comparison, the dashed line shows the previous 5-year average (2017-2022) of ILI activity.

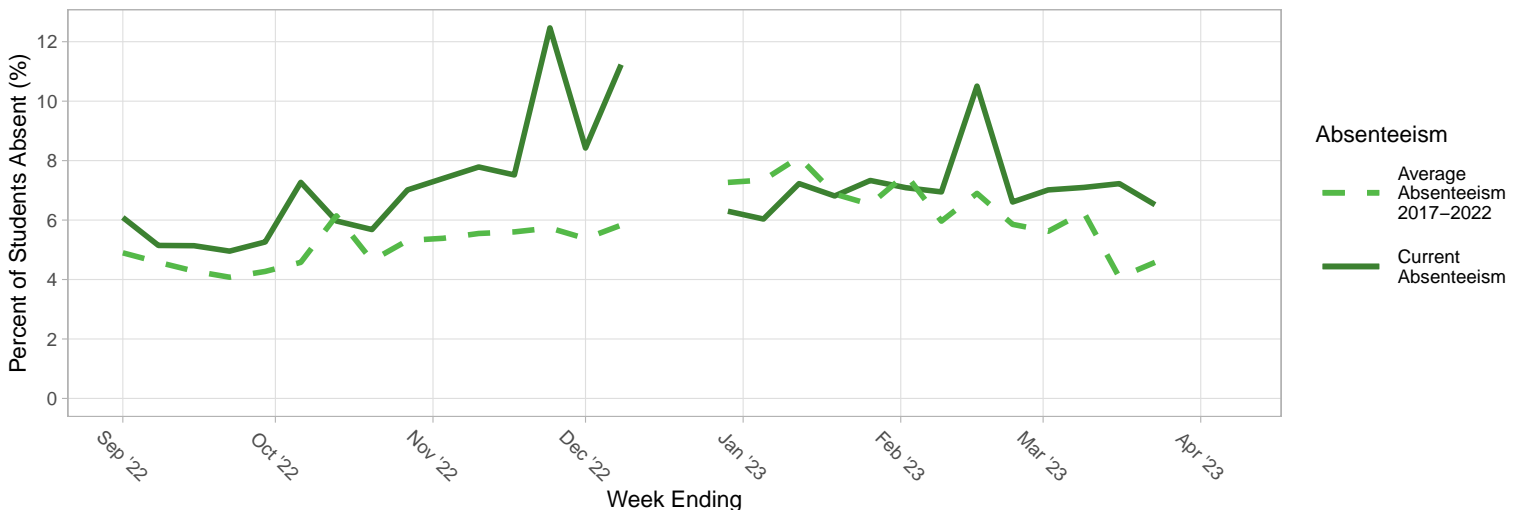
Graph 1. Percent of Outpatient Visits due to Influenza-Like Illness, by Week, Davis County, Utah



School Absenteeism

Graph 2 displays the weekly percentage of elementary school absenteeism in Davis School District. For comparison, the dashed line shows the previous 5-year average (2017-2022) of elementary school absenteeism.

Graph 2. Percentage of Elementary School Absenteeism, by Week, Davis School District, Utah



Emergency Department Visits

Graph 3 displays the rolling 7 day average of the percent of emergency department (ED) visits due to COVID-19, Influenza, and Respiratory Syncytial Virus (RSV). These data are obtained from syndromic surveillance and only consider the diagnosis discharge codes for each condition. Table 1 presents two data points for each virus: the current trend of ED visits for each virus (increasing, decreasing, or no change), and the count of ED visits during that time frame.

Graph 3. Percent of ED Visits due to COVID-19, Influenza, & RSV, Rolling 7-day Average, Davis County, Utah

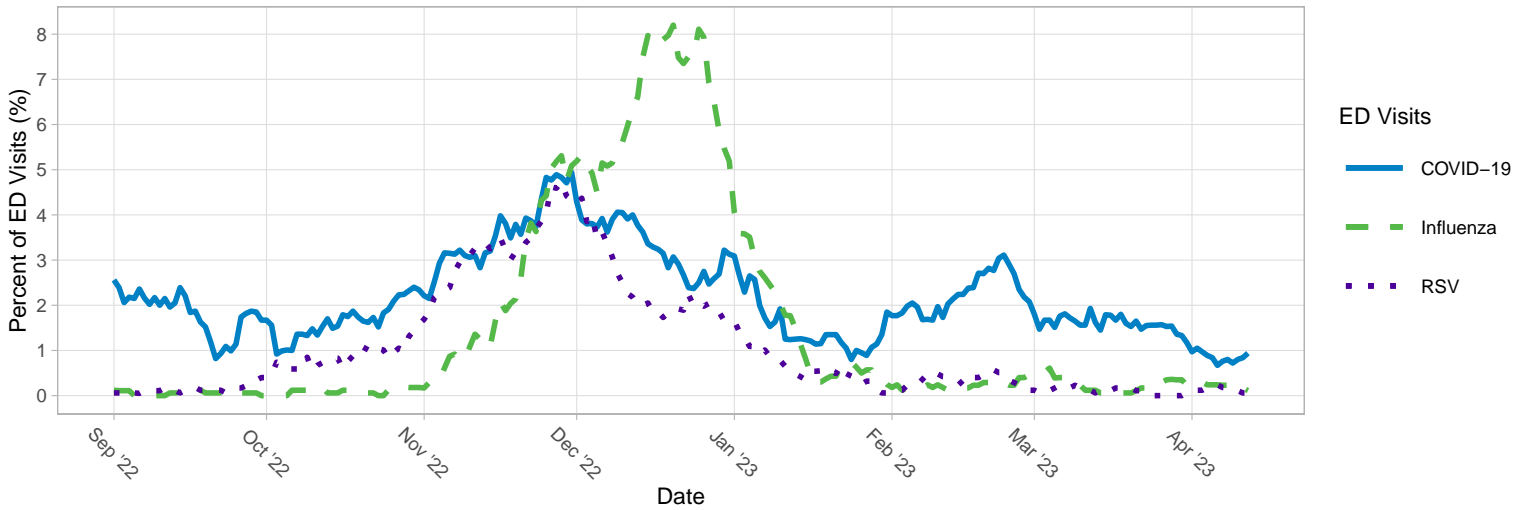


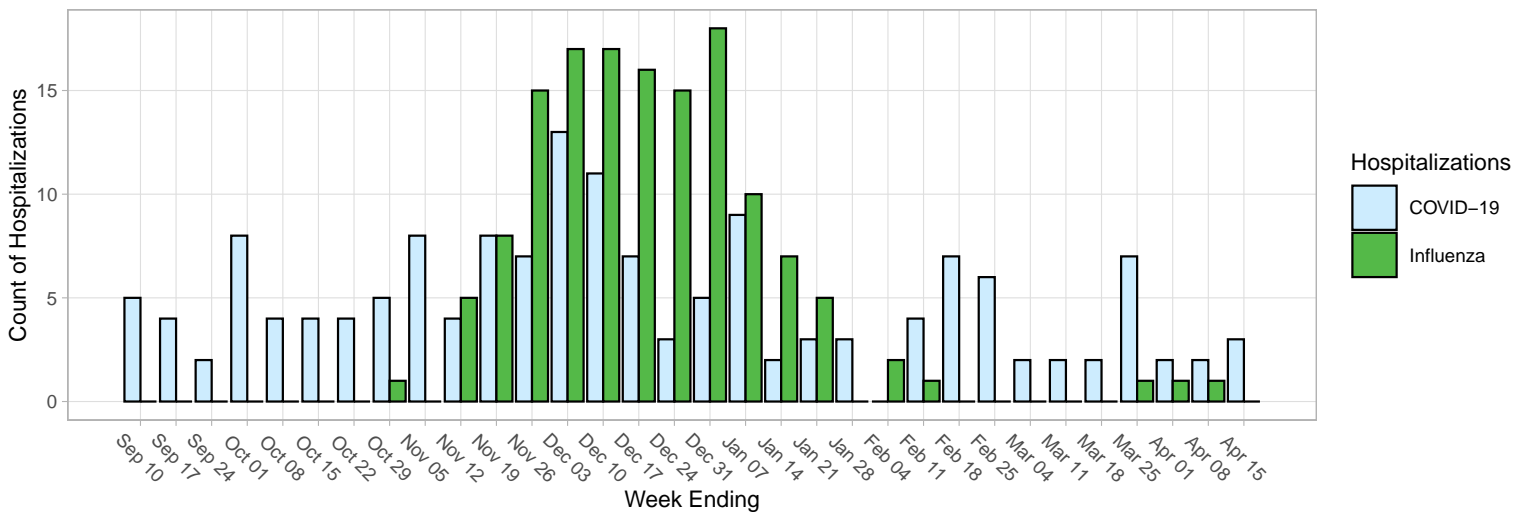
Table 1: Recent Trends of ED Visits, Davis County, Utah, for Week Ending Apr 15, 2023

Virus	Trend	Count of ED Visits
COVID-19	Decreasing (last 14 days)	31 (last 14 days)
Influenza	Decreasing (last 14 days)	6 (last 14 days)
RSV	Decreasing (last 7 days)	1 (last 7 days)

Hospitalizations

Graph 4 displays the weekly count of hospitalizations due to COVID-19 and Influenza.

Graph 4. Count of Hospitalizations due to COVID-19 & Influenza, Davis County, Utah



Vaccine Information

Influenza: Everyone age 6 months and older should receive an Influenza vaccine by the end of October every year.

COVID-19: COVID-19 vaccine recommendations are based on age, the vaccine that was first received, and the length of time since the last dose. People who are moderately or severely immunocompromised have different recommendations for COVID-19 vaccines. Please visit <https://www.cdc.gov/coronavirus/2019-ncov/vaccines/stay-up-to-date.html> for more details on all recommendations.