

Respiratory Illness Report

Week Ending September 09, 2023

Overview

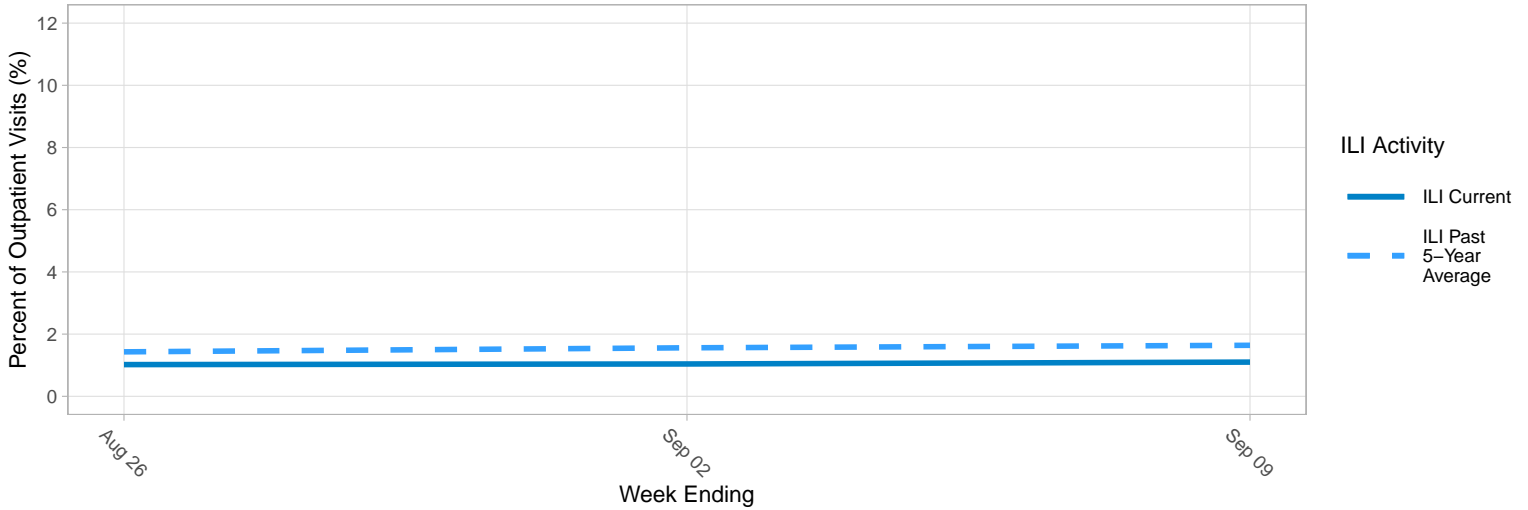
On September 12, the CDC updated its COVID-19 vaccine guidance. It is now recommended that everyone age 6 months and older receive the updated COVID-19 vaccine. The updated COVID-19 vaccine can restore protection and provide enhanced protection against the variants currently responsible for most infections and hospitalizations in the United States.

People aged 6 years and older should get 1 updated Pfizer-BioNTech or Moderna COVID-19 vaccine. People aged 65 years and older may get a 2nd dose of the updated vaccine. Children ages 6 months to 5 years may need multiple doses of the COVID-19 to be up to date. People who are moderately to severely immunocompromised may get additional doses of the updated COVID-19 vaccine.

Influenza-Like Illness

Graph 1 displays the weekly percentage of outpatient visits due to influenza-like illness (ILI). For comparison, the dashed line shows the previous 5-year average (2018-2023 to date) of ILI activity. This week's ILI rate was 1.1%.

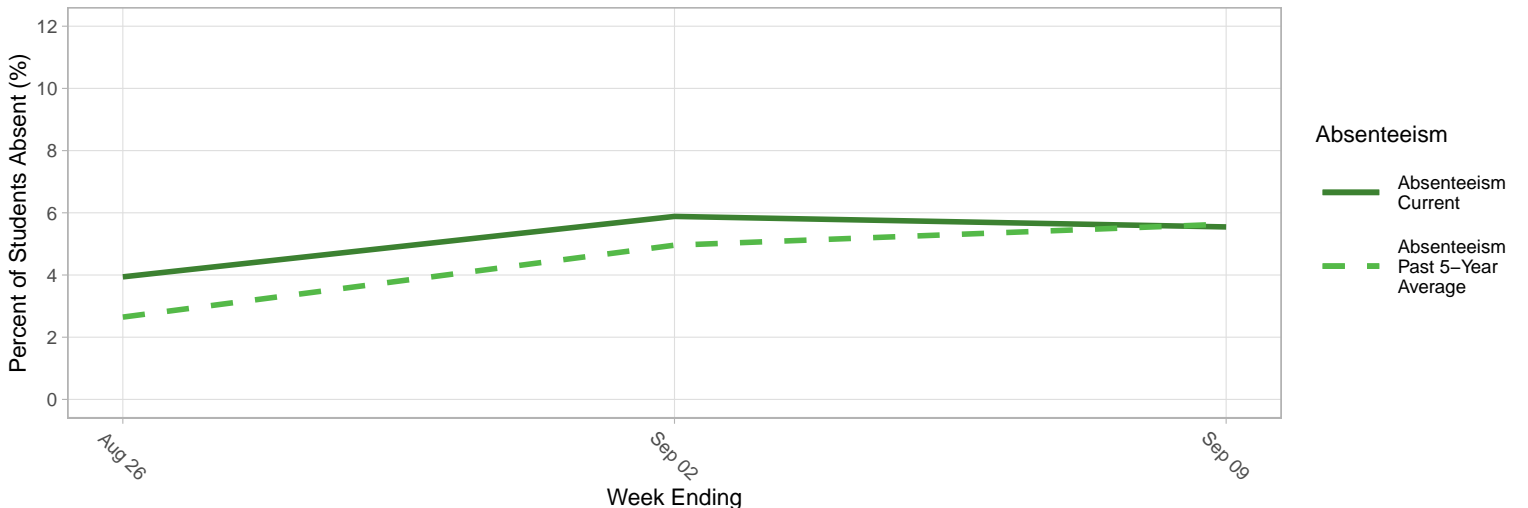
Graph 1. Percent of Outpatient Visits due to Influenza-Like Illness, by Week, Davis County, Utah



School Absenteeism

Graph 2 displays the weekly percentage of elementary school absenteeism in Davis School District. For comparison, the dashed line shows the absenteeism rate of the previous 5 school years (school year ending 2018-2022). This week's absenteeism rate was 5.5%.

Graph 2. Percentage of Elementary School Absenteeism, by Week, Davis School District, Utah



Emergency Department Visits

Graph 1 displays the rolling 7 day average of the percent of emergency department (ED) visits due to COVID-19, influenza, and respiratory syncytial virus (RSV). These data are obtained from syndromic surveillance and only consider the diagnosis discharge codes for each condition. Table 1 presents two data points for each virus: the current trend of ED visits (increasing, decreasing, or no change), and the percent of ED visits due to each during the currently reported week.

Graph 1. Percent of ED Visits due to COVID-19, Influenza, & RSV, Rolling 7-day Average, Davis County, Utah

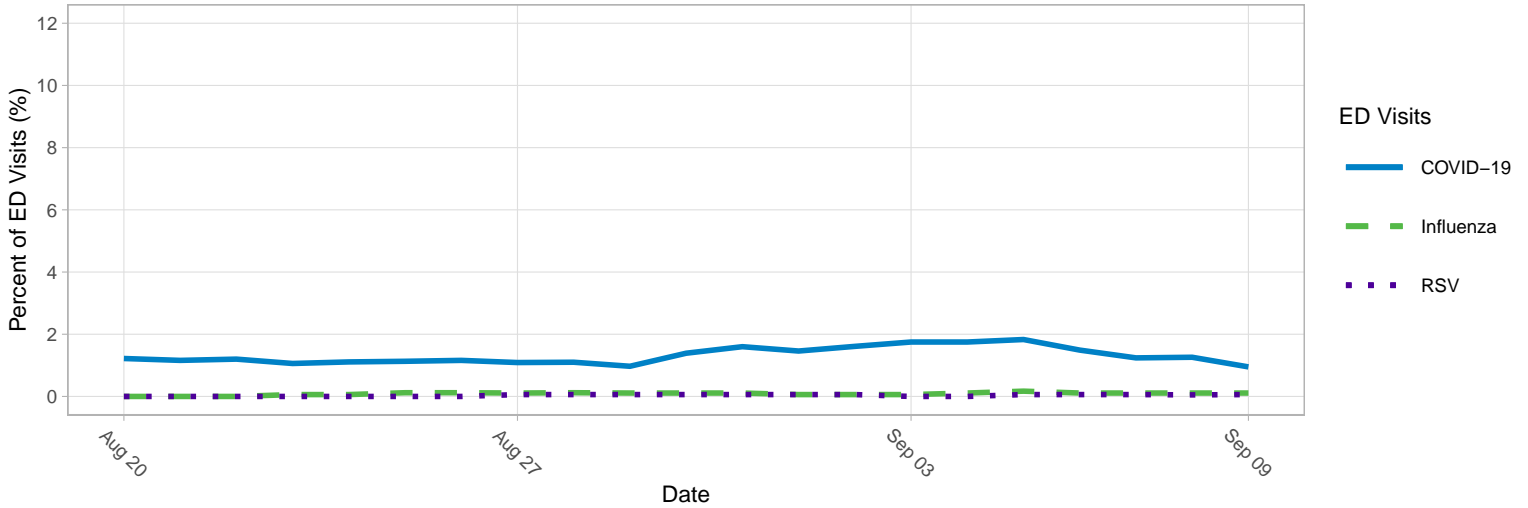


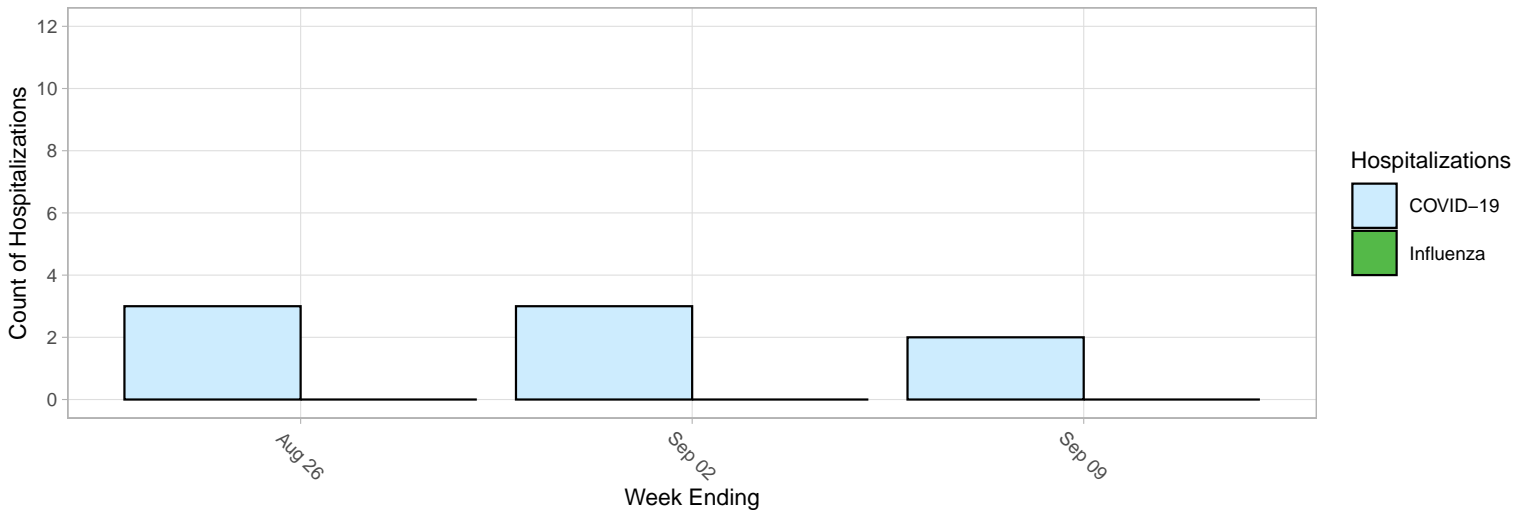
Table 1: Recent Trends of ED Visits, Davis County, Utah, for Week Ending Sep 09, 2023

Virus	Trend	Percent of ED Visits
COVID-19	Decreasing (last 7 days)	0.9 %
Influenza	Plateau/no trend (last 14 days)	0.1 %
RSV	Plateau/no trend (last 14 days)	0.1 %

Hospitalizations

Graph 2 displays the weekly count of hospitalizations due to COVID-19 and influenza.

Graph 2. Count of Hospitalizations due to COVID-19 & Influenza, Davis County, Utah



Vaccine Information

Influenza: Everyone age 6 months and older should receive an influenza vaccine by the end of October every year.

COVID-19: Everyone age 6 months and older should receive an updated COVID-19 vaccine. Specific recommendations are based on age and immunocompetence. Please visit <https://www.cdc.gov/coronavirus/2019-ncov/vaccines/stay-up-to-date.html> for more details on all recommendations.